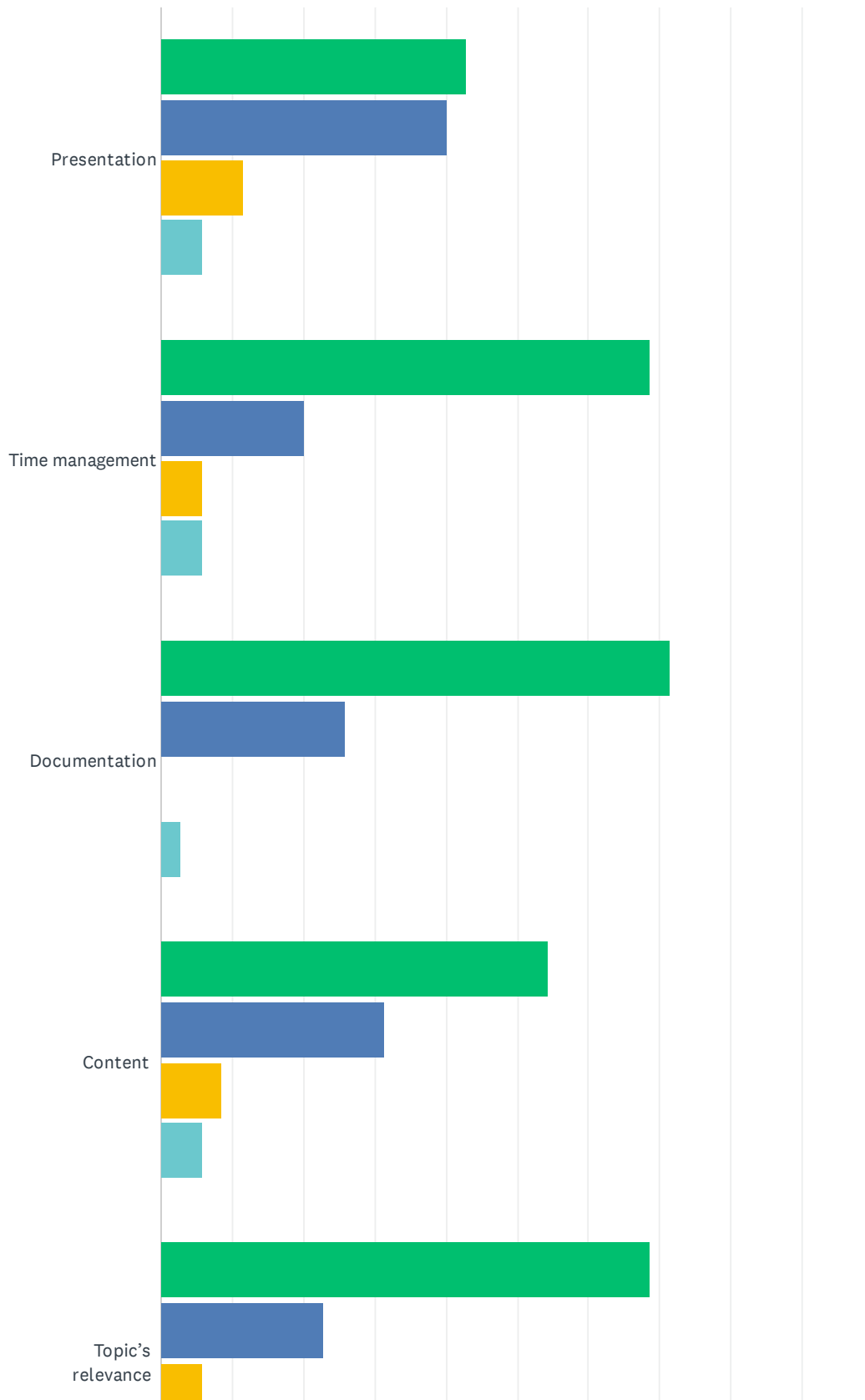
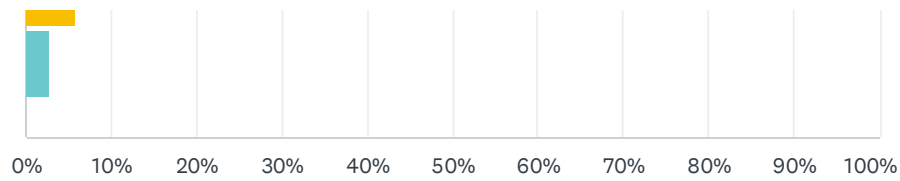


# Q1 Week 1 module 1: Epidemiological methods I

Answered: 35   Skipped: 2



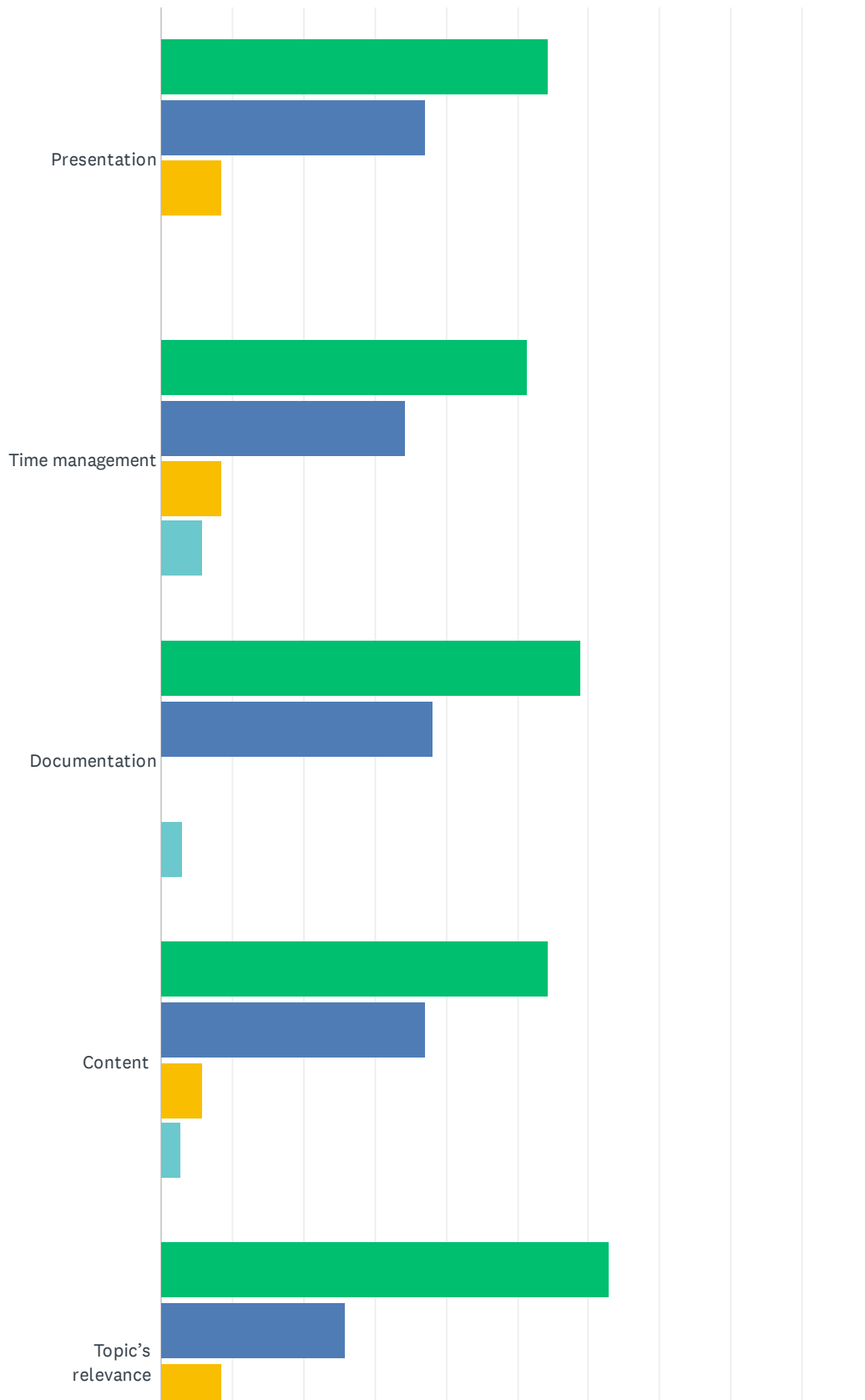


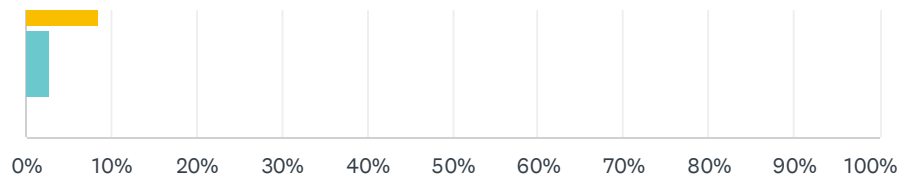
■ Very good
 ■ Good
 ■ Satisfactory
 ■ Requires i...

|                   | VERY GOOD    | GOOD         | SATISFACTORY | REQUIRES IMPROVEMENT | TOTAL | WEIGHTED AVERAGE |
|-------------------|--------------|--------------|--------------|----------------------|-------|------------------|
| Presentation      | 42.86%<br>15 | 40.00%<br>14 | 11.43%<br>4  | 5.71%<br>2           | 35    | 1.80             |
| Time management   | 68.57%<br>24 | 20.00%<br>7  | 5.71%<br>2   | 5.71%<br>2           | 35    | 1.49             |
| Documentation     | 71.43%<br>25 | 25.71%<br>9  | 0.00%<br>0   | 2.86%<br>1           | 35    | 1.34             |
| Content           | 54.29%<br>19 | 31.43%<br>11 | 8.57%<br>3   | 5.71%<br>2           | 35    | 1.66             |
| Topic's relevance | 68.57%<br>24 | 22.86%<br>8  | 5.71%<br>2   | 2.86%<br>1           | 35    | 1.43             |

## Q3 Week 1 module 1: Epidemiological methods I: afternoon exercises

Answered: 35 Skipped: 2



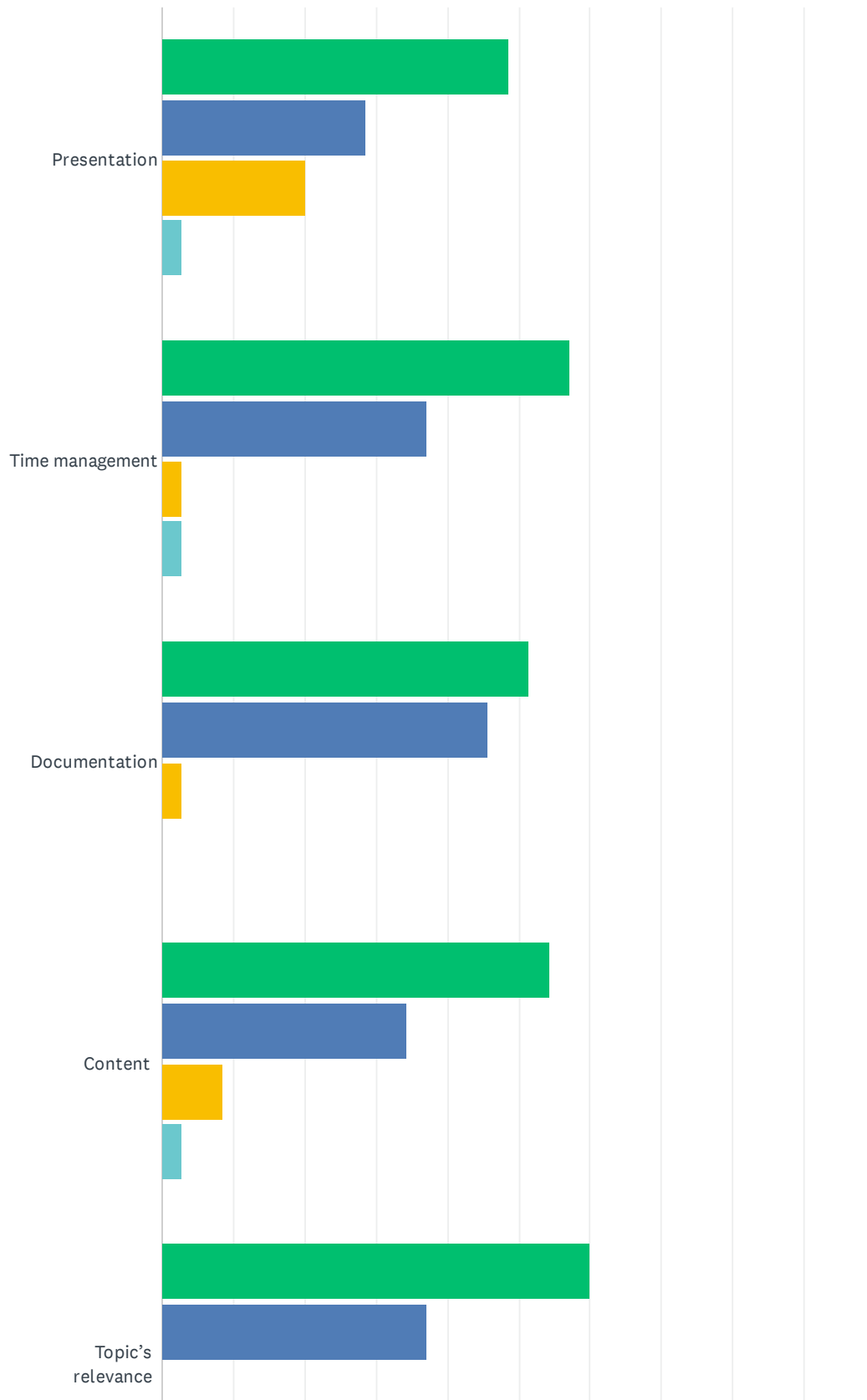


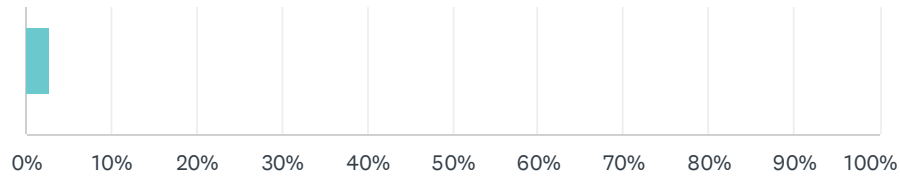
■ Very good
 ■ Good
 ■ Satisfactory
 ■ Requires i...

|                   | VERY GOOD    | GOOD         | SATISFACTORY | REQUIRES IMPROVEMENT | TOTAL | WEIGHTED AVERAGE |
|-------------------|--------------|--------------|--------------|----------------------|-------|------------------|
| Presentation      | 54.29%<br>19 | 37.14%<br>13 | 8.57%<br>3   | 0.00%<br>0           | 35    | 1.54             |
| Time management   | 51.43%<br>18 | 34.29%<br>12 | 8.57%<br>3   | 5.71%<br>2           | 35    | 1.69             |
| Documentation     | 58.82%<br>20 | 38.24%<br>13 | 0.00%<br>0   | 2.94%<br>1           | 34    | 1.47             |
| Content           | 54.29%<br>19 | 37.14%<br>13 | 5.71%<br>2   | 2.86%<br>1           | 35    | 1.57             |
| Topic's relevance | 62.86%<br>22 | 25.71%<br>9  | 8.57%<br>3   | 2.86%<br>1           | 35    | 1.51             |

## Q5 Week 1 module 2: Statistical methods in epidemiology I

Answered: 35 Skipped: 2



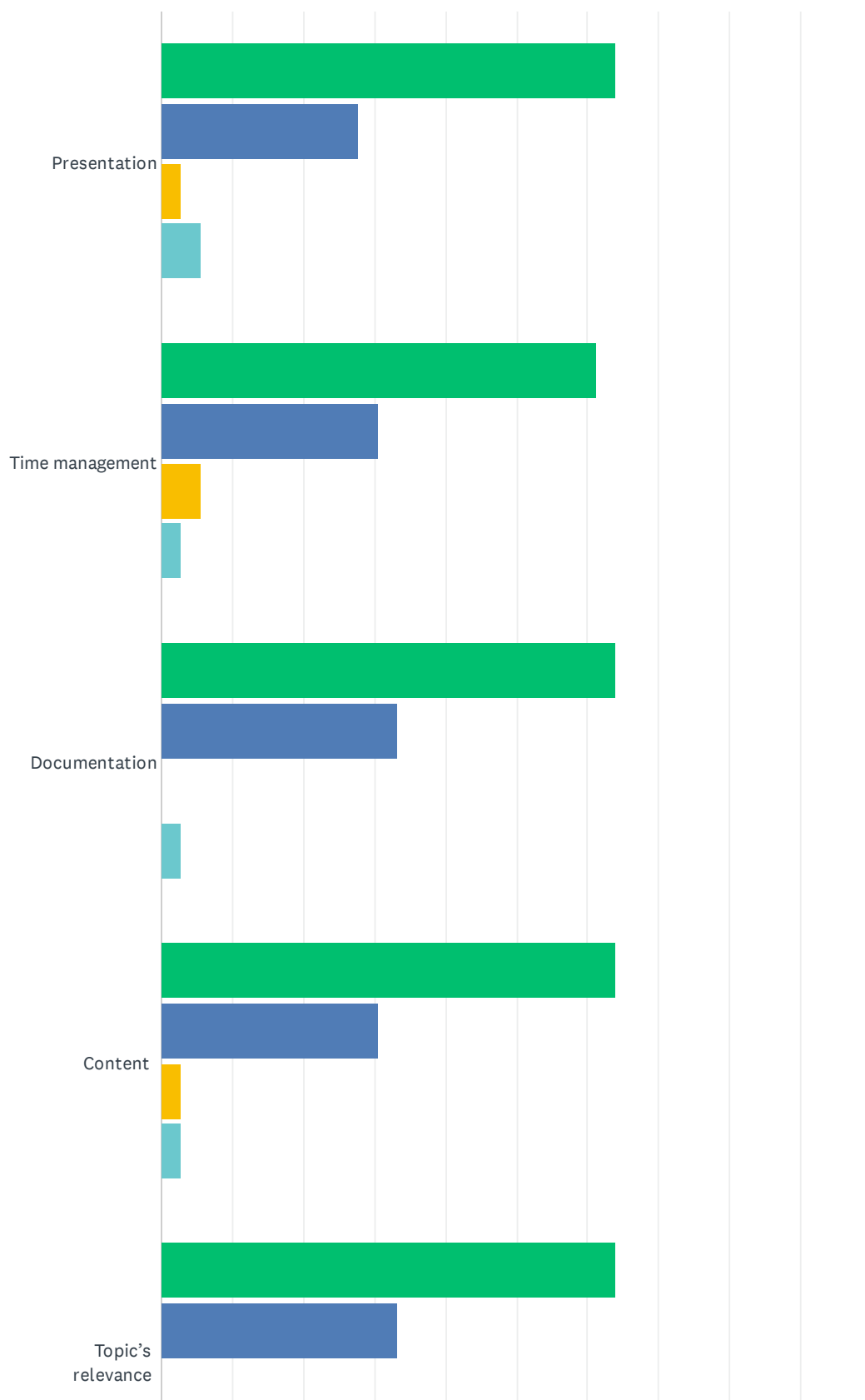


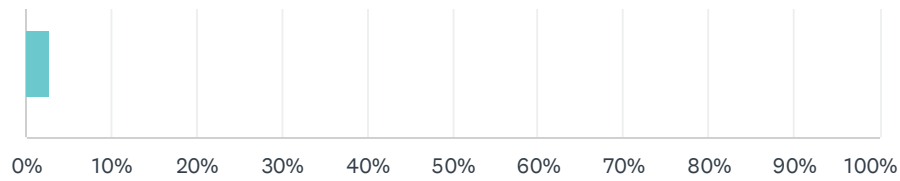
■ Very good
 ■ Good
 ■ Satisfactory
 ■ Requires i...

|                   | VERY GOOD    | GOOD         | SATISFACTORY | REQUIRES IMPROVEMENT | TOTAL | WEIGHTED AVERAGE |
|-------------------|--------------|--------------|--------------|----------------------|-------|------------------|
| Presentation      | 48.57%<br>17 | 28.57%<br>10 | 20.00%<br>7  | 2.86%<br>1           | 35    | 1.77             |
| Time management   | 57.14%<br>20 | 37.14%<br>13 | 2.86%<br>1   | 2.86%<br>1           | 35    | 1.51             |
| Documentation     | 51.43%<br>18 | 45.71%<br>16 | 2.86%<br>1   | 0.00%<br>0           | 35    | 1.51             |
| Content           | 54.29%<br>19 | 34.29%<br>12 | 8.57%<br>3   | 2.86%<br>1           | 35    | 1.60             |
| Topic's relevance | 60.00%<br>21 | 37.14%<br>13 | 0.00%<br>0   | 2.86%<br>1           | 35    | 1.46             |

## Q7 Week 2 module 1: Epidemiological methods II

Answered: 36 Skipped: 1





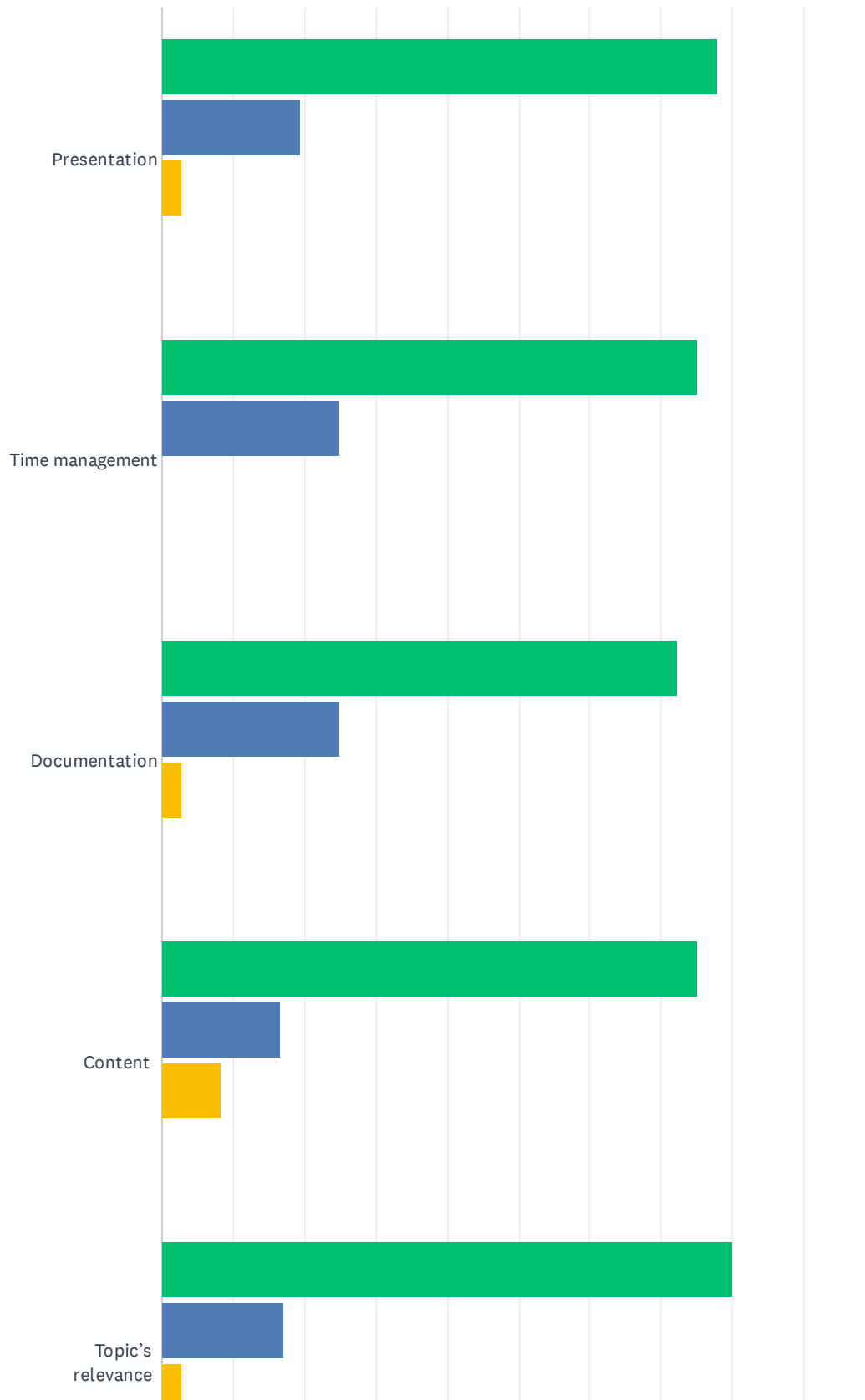
■ Very good
 ■ Good
 ■ Satisfactory
 ■ Requires i...

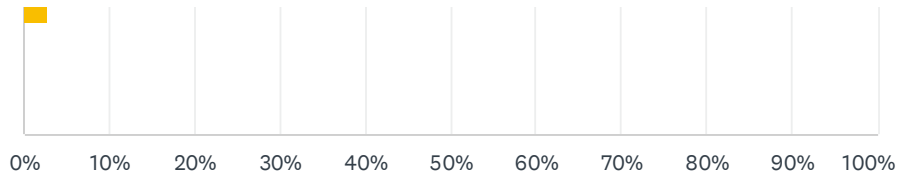
|                   | VERY GOOD    | GOOD         | SATISFACTORY | REQUIRES IMPROVEMENT | TOTAL | WEIGHTED AVERAGE |
|-------------------|--------------|--------------|--------------|----------------------|-------|------------------|
| Presentation      | 63.89%<br>23 | 27.78%<br>10 | 2.78%<br>1   | 5.56%<br>2           | 36    | 1.50             |
| Time management   | 61.11%<br>22 | 30.56%<br>11 | 5.56%<br>2   | 2.78%<br>1           | 36    | 1.50             |
| Documentation     | 63.89%<br>23 | 33.33%<br>12 | 0.00%<br>0   | 2.78%<br>1           | 36    | 1.42             |
| Content           | 63.89%<br>23 | 30.56%<br>11 | 2.78%<br>1   | 2.78%<br>1           | 36    | 1.44             |
| Topic's relevance | 63.89%<br>23 | 33.33%<br>12 | 0.00%<br>0   | 2.78%<br>1           | 36    | 1.42             |



## Q9 Week 2 module 2: Statistical methods in epidemiology II

Answered: 36 Skipped: 1



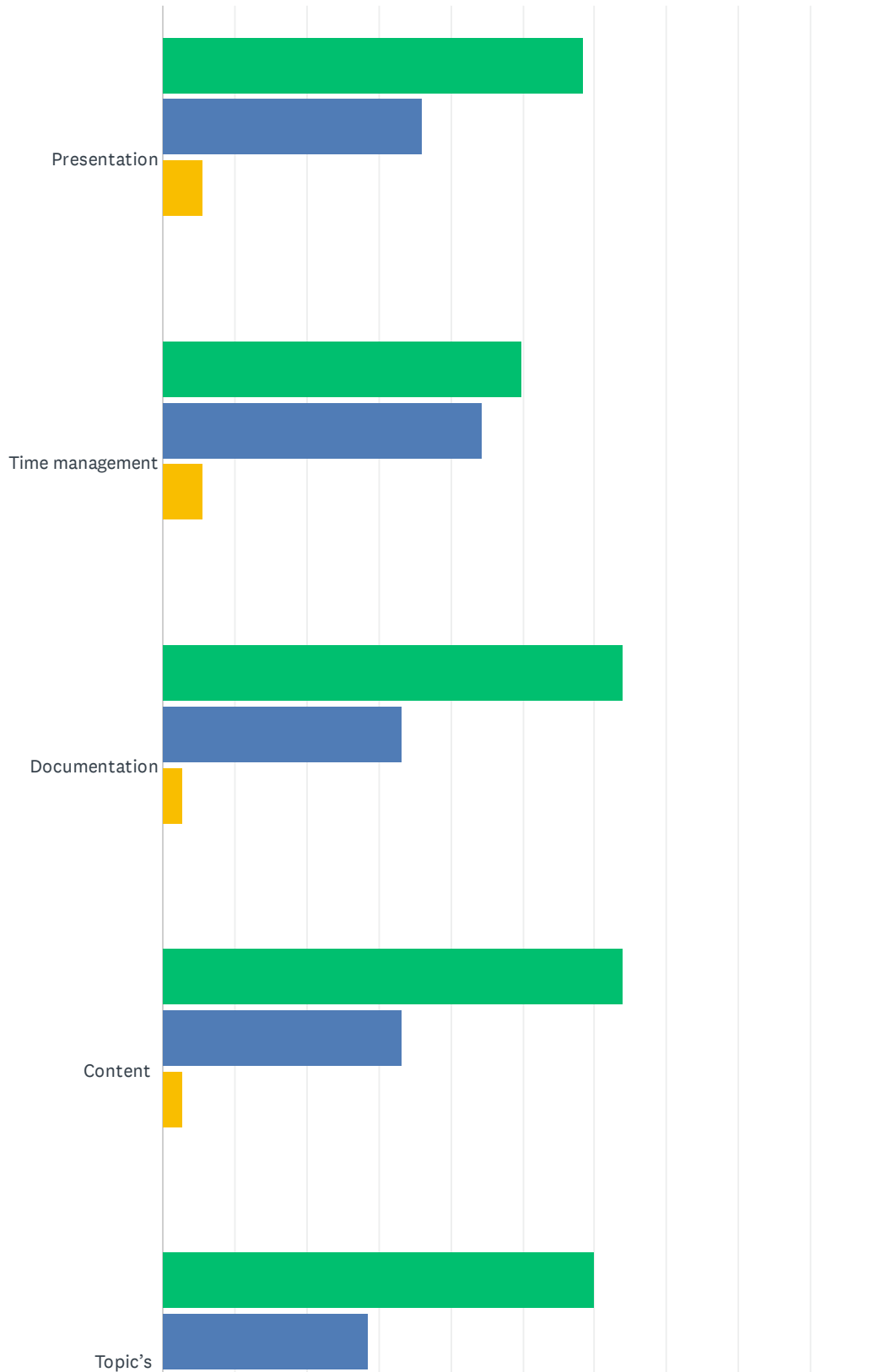


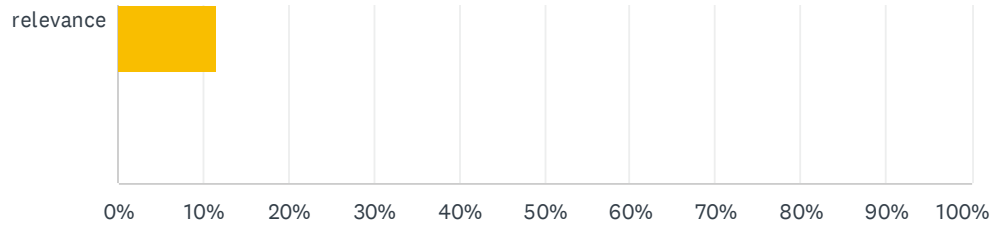
■ Very good
 ■ Good
 ■ Satisfactory
 ■ Requires i...

|                   | VERY GOOD    | GOOD        | SATISFACTORY | REQUIRES IMPROVEMENT | TOTAL | WEIGHTED AVERAGE |
|-------------------|--------------|-------------|--------------|----------------------|-------|------------------|
| Presentation      | 77.78%<br>28 | 19.44%<br>7 | 2.78%<br>1   | 0.00%<br>0           | 36    | 1.25             |
| Time management   | 75.00%<br>27 | 25.00%<br>9 | 0.00%<br>0   | 0.00%<br>0           | 36    | 1.25             |
| Documentation     | 72.22%<br>26 | 25.00%<br>9 | 2.78%<br>1   | 0.00%<br>0           | 36    | 1.31             |
| Content           | 75.00%<br>27 | 16.67%<br>6 | 8.33%<br>3   | 0.00%<br>0           | 36    | 1.33             |
| Topic's relevance | 80.00%<br>28 | 17.14%<br>6 | 2.86%<br>1   | 0.00%<br>0           | 35    | 1.23             |

## Q11 Week 2 module 3: Computer analysis of a case-control study of bladder cancer

Answered: 36 Skipped: 1



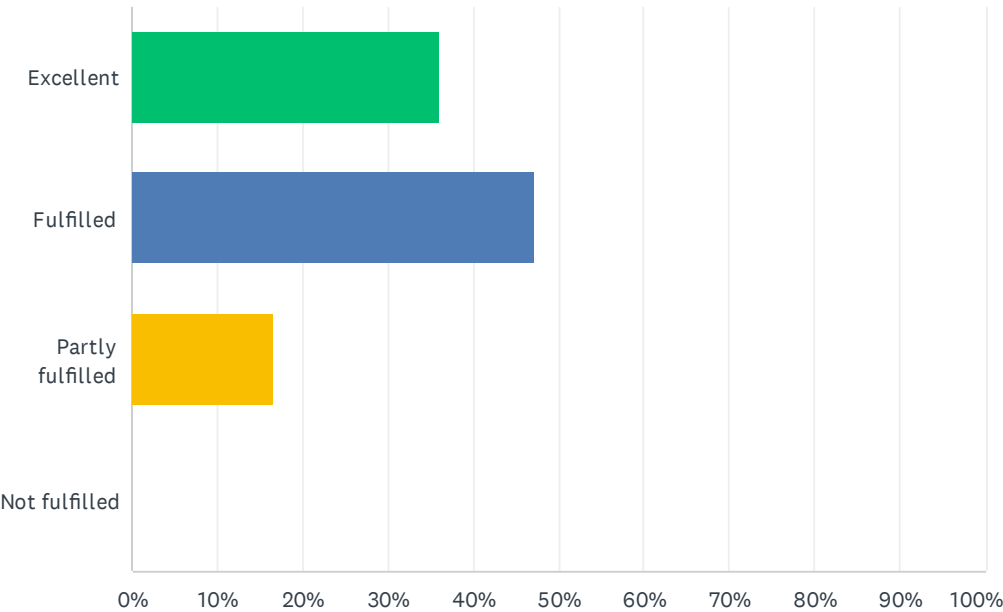


■ Very good
 ■ Good
 ■ Satisfactory
 ■ Requires i...

|                   | VERY GOOD    | GOOD         | SATISFACTORY | REQUIRES IMPROVEMENT | TOTAL | WEIGHTED AVERAGE |
|-------------------|--------------|--------------|--------------|----------------------|-------|------------------|
| Presentation      | 58.33%<br>21 | 36.11%<br>13 | 5.56%<br>2   | 0.00%<br>0           | 36    | 1.47             |
| Time management   | 50.00%<br>18 | 44.44%<br>16 | 5.56%<br>2   | 0.00%<br>0           | 36    | 1.56             |
| Documentation     | 63.89%<br>23 | 33.33%<br>12 | 2.78%<br>1   | 0.00%<br>0           | 36    | 1.39             |
| Content           | 63.89%<br>23 | 33.33%<br>12 | 2.78%<br>1   | 0.00%<br>0           | 36    | 1.39             |
| Topic's relevance | 60.00%<br>21 | 28.57%<br>10 | 11.43%<br>4  | 0.00%<br>0           | 35    | 1.51             |

Q13 Overall, the 1-2 weeks course met my expectations

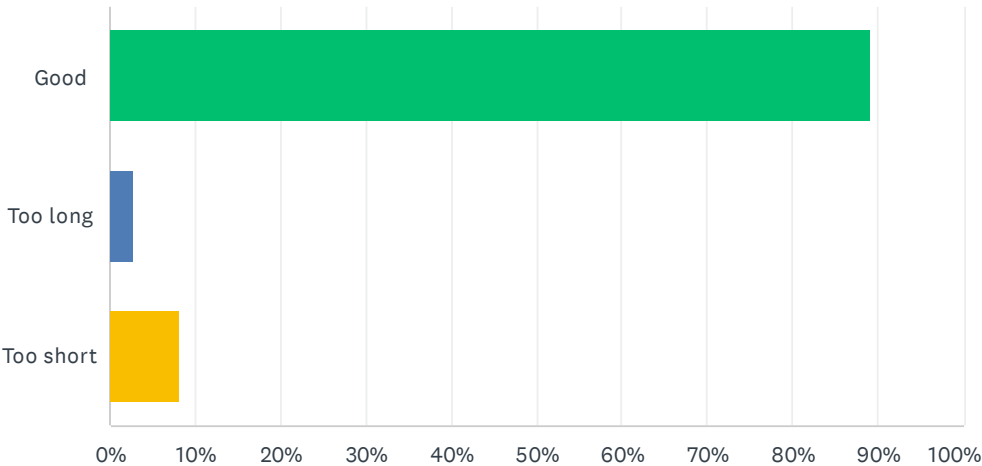
Answered: 36    Skipped: 1



| ANSWER CHOICES   | RESPONSES |    |
|------------------|-----------|----|
| Excellent        | 36.11%    | 13 |
| Fulfilled        | 47.22%    | 17 |
| Partly fulfilled | 16.67%    | 6  |
| Not fulfilled    | 0.00%     | 0  |
| TOTAL            |           | 36 |

Q15 Time for questions or discussions was

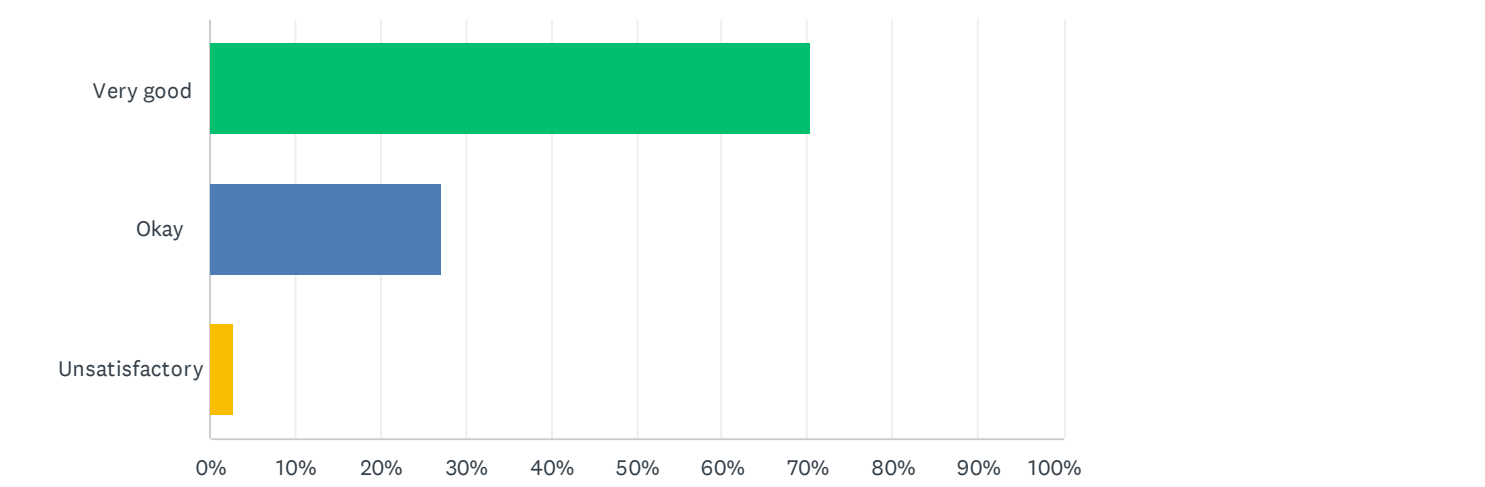
Answered: 37    Skipped: 0



| ANSWER CHOICES | RESPONSES |    |
|----------------|-----------|----|
| Good           | 89.19%    | 33 |
| Too long       | 2.70%     | 1  |
| Too short      | 8.11%     | 3  |
| TOTAL          |           | 37 |

Q17 Material and documentation in general is

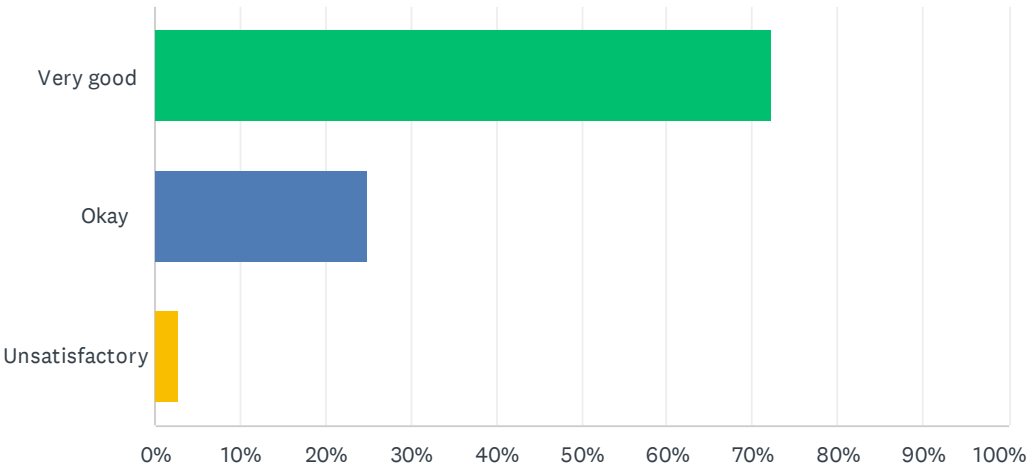
Answered: 37    Skipped: 0



| ANSWER CHOICES |  | RESPONSES |    |
|----------------|--|-----------|----|
| Very good      |  | 70.27%    | 26 |
| Okay           |  | 27.03%    | 10 |
| Unsatisfactory |  | 2.70%     | 1  |
| TOTAL          |  |           | 37 |

Q19 The practical organisation of the course and venue was

Answered: 36    Skipped: 1

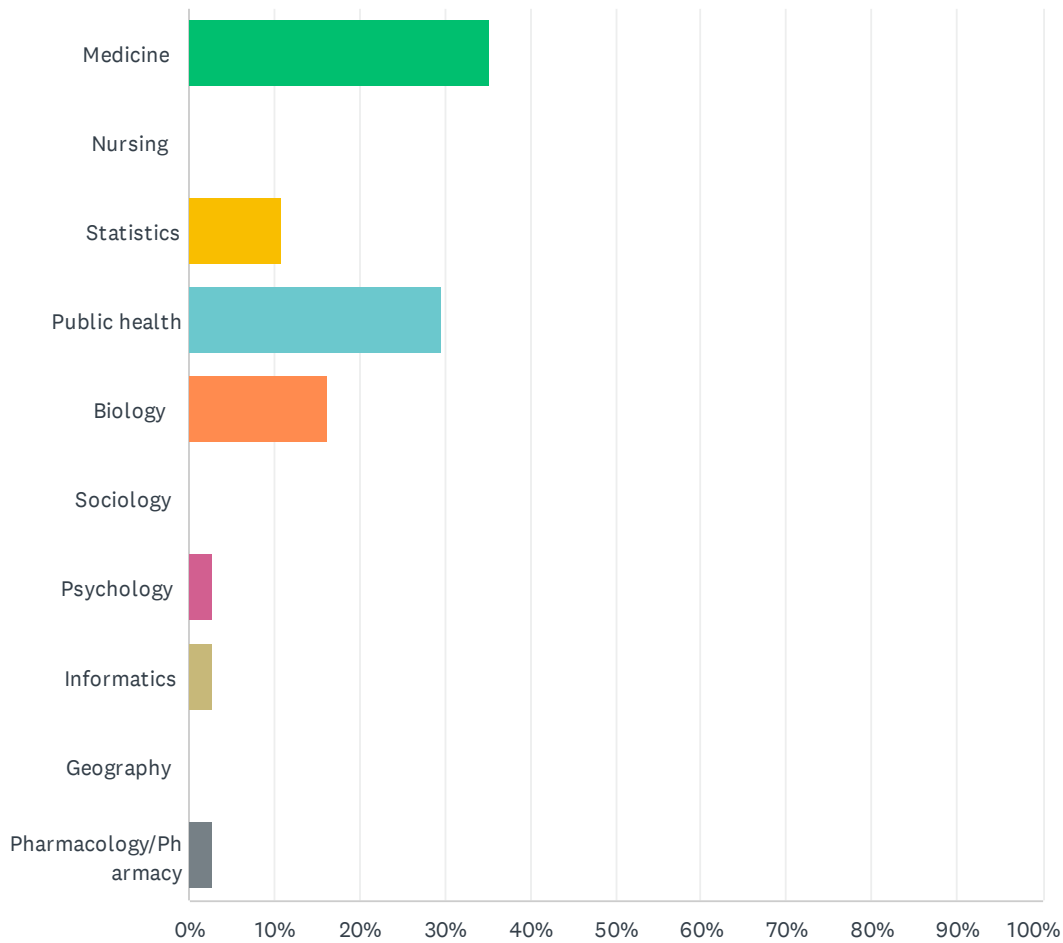


| ANSWER CHOICES |  | RESPONSES |    |
|----------------|--|-----------|----|
| Very good      |  | 72.22%    | 26 |
| Okay           |  | 25.00%    | 9  |
| Unsatisfactory |  | 2.78%     | 1  |
| TOTAL          |  |           | 36 |



## Q21 Your main basic training was in

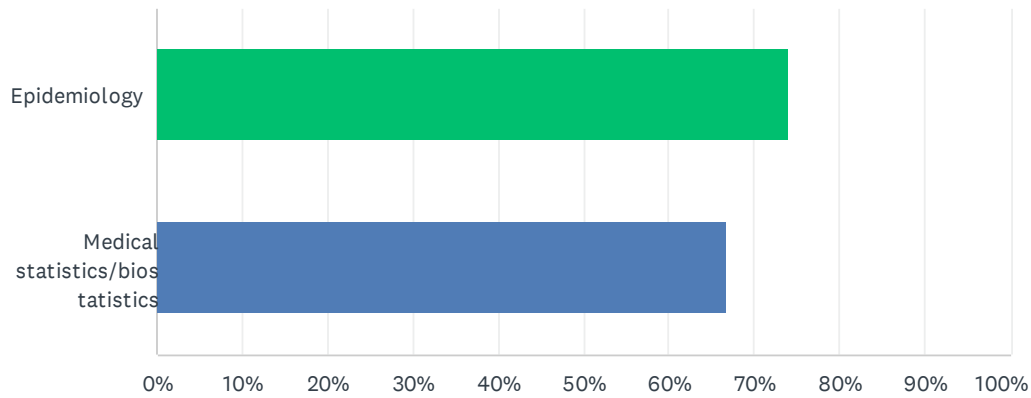
Answered: 37 Skipped: 0



| ANSWER CHOICES        | RESPONSES |    |
|-----------------------|-----------|----|
| Medicine              | 35.14%    | 13 |
| Nursing               | 0.00%     | 0  |
| Statistics            | 10.81%    | 4  |
| Public health         | 29.73%    | 11 |
| Biology               | 16.22%    | 6  |
| Sociology             | 0.00%     | 0  |
| Psychology            | 2.70%     | 1  |
| Informatics           | 2.70%     | 1  |
| Geography             | 0.00%     | 0  |
| Pharmacology/Pharmacy | 2.70%     | 1  |
| TOTAL                 |           | 37 |

## Q22 Have you previously followed courses in

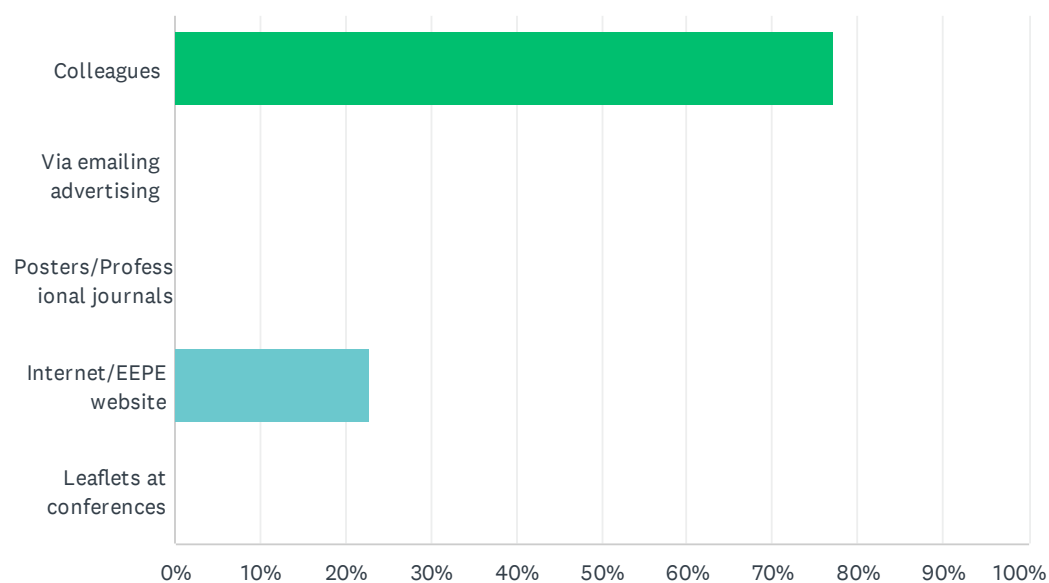
Answered: 27 Skipped: 10



| ANSWER CHOICES                   | RESPONSES |    |
|----------------------------------|-----------|----|
| Epidemiology                     | 74.07%    | 20 |
| Medical statistics/biostatistics | 66.67%    | 18 |
| Total Respondents: 27            |           |    |

## Q23 You have learnt of this course through

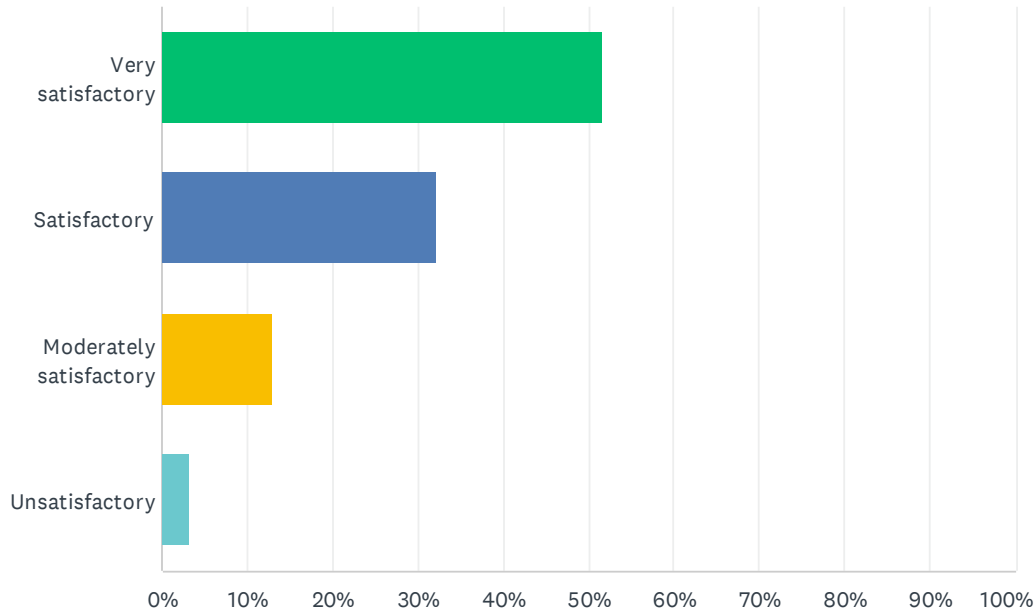
Answered: 35 Skipped: 2



| ANSWER CHOICES                | RESPONSES |    |
|-------------------------------|-----------|----|
| Colleagues                    | 77.14%    | 27 |
| Via emailing advertising      | 0.00%     | 0  |
| Posters/Professional journals | 0.00%     | 0  |
| Internet/EEPE website         | 22.86%    | 8  |
| Leaflets at conferences       | 0.00%     | 0  |
| TOTAL                         |           | 35 |

## Q24 Were you satisfied with the residential set-up and general organisation in Centro Studi (rooms, service of various kind, etc)

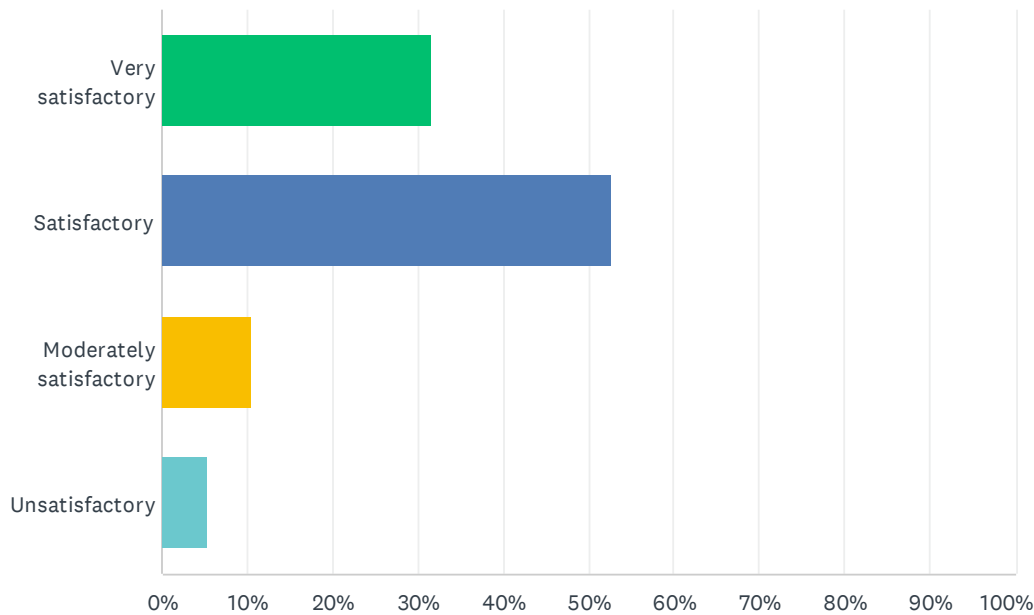
Answered: 31 Skipped: 6



| ANSWER CHOICES          | RESPONSES |    |
|-------------------------|-----------|----|
| Very satisfactory       | 51.61%    | 16 |
| Satisfactory            | 32.26%    | 10 |
| Moderately satisfactory | 12.90%    | 4  |
| Unsatisfactory          | 3.23%     | 1  |
| TOTAL                   |           | 31 |

## Q26 Were you satisfied with the residential set-up and general organisation in Villa la Stella (rooms, breakfast, service of various kind, etc)

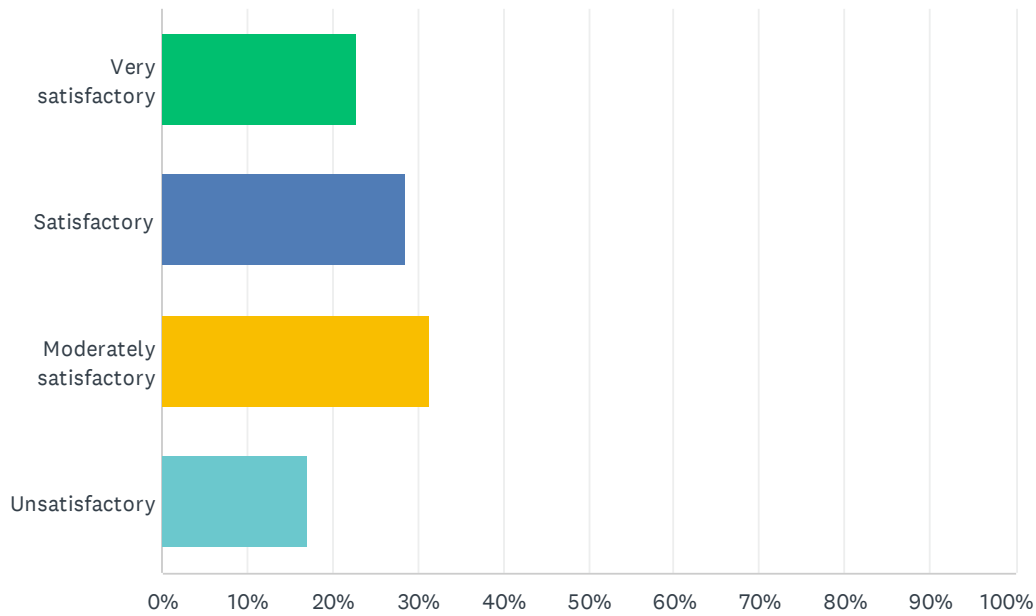
Answered: 19 Skipped: 18



| ANSWER CHOICES          | RESPONSES |    |
|-------------------------|-----------|----|
| Very satisfactory       | 31.58%    | 6  |
| Satisfactory            | 52.63%    | 10 |
| Moderately satisfactory | 10.53%    | 2  |
| Unsatisfactory          | 5.26%     | 1  |
| TOTAL                   |           | 19 |

## Q28 Were you satisfied with the restaurant at Centro Studi

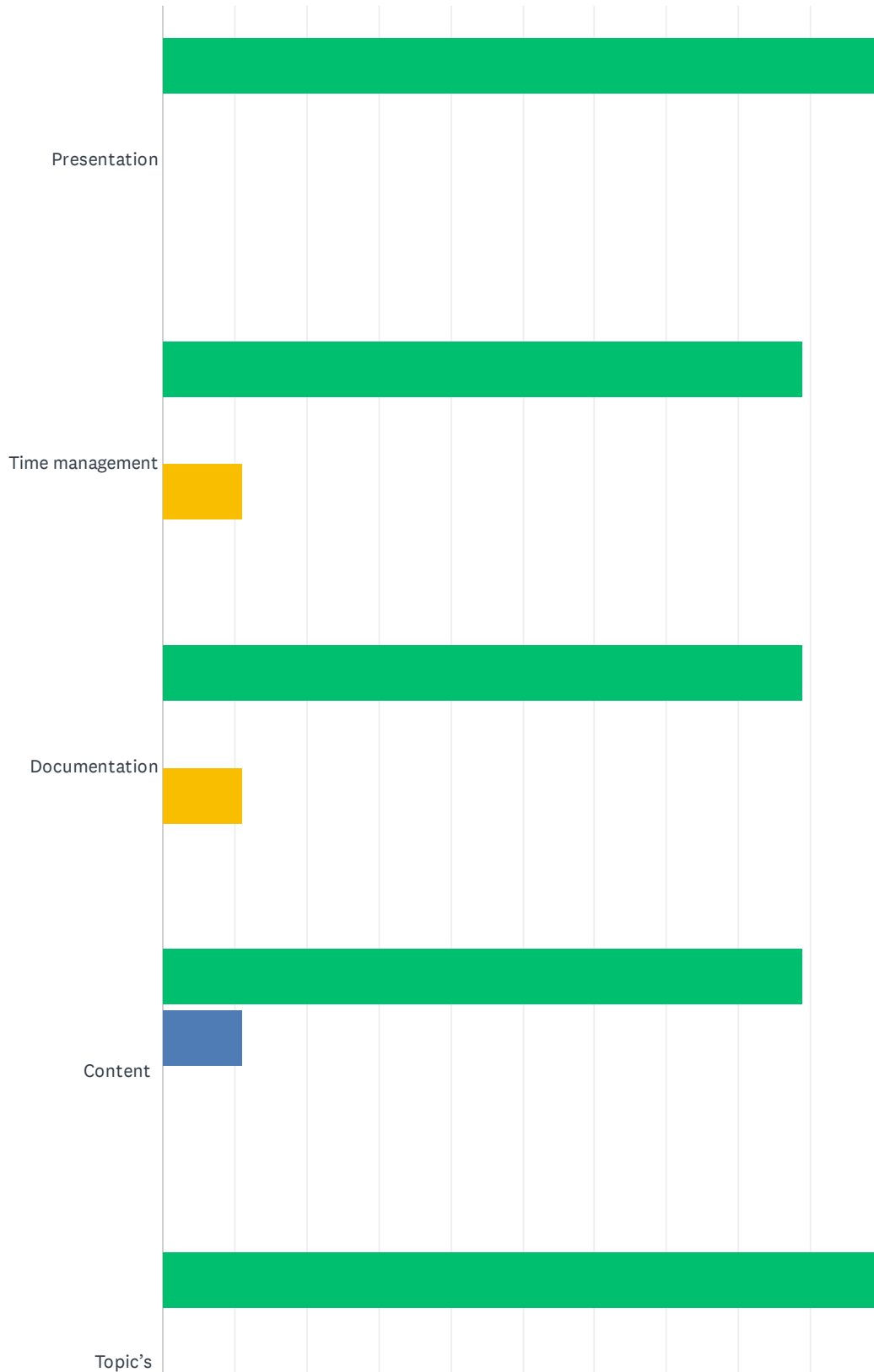
Answered: 35 Skipped: 2



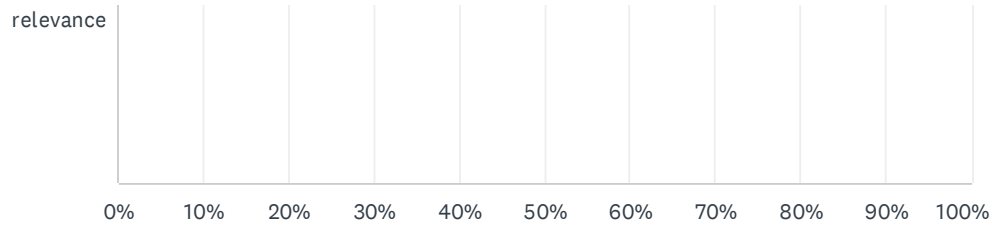
| ANSWER CHOICES          | RESPONSES |    |
|-------------------------|-----------|----|
| Very satisfactory       | 22.86%    | 8  |
| Satisfactory            | 28.57%    | 10 |
| Moderately satisfactory | 31.43%    | 11 |
| Unsatisfactory          | 17.14%    | 6  |
| TOTAL                   |           | 35 |

## Q1 Week 3: parallel morning module: Advanced topics in statistics (Per Kragh Andersen, Corrado Lagazio, Michela Baccini)

Answered: 9 Skipped: 21





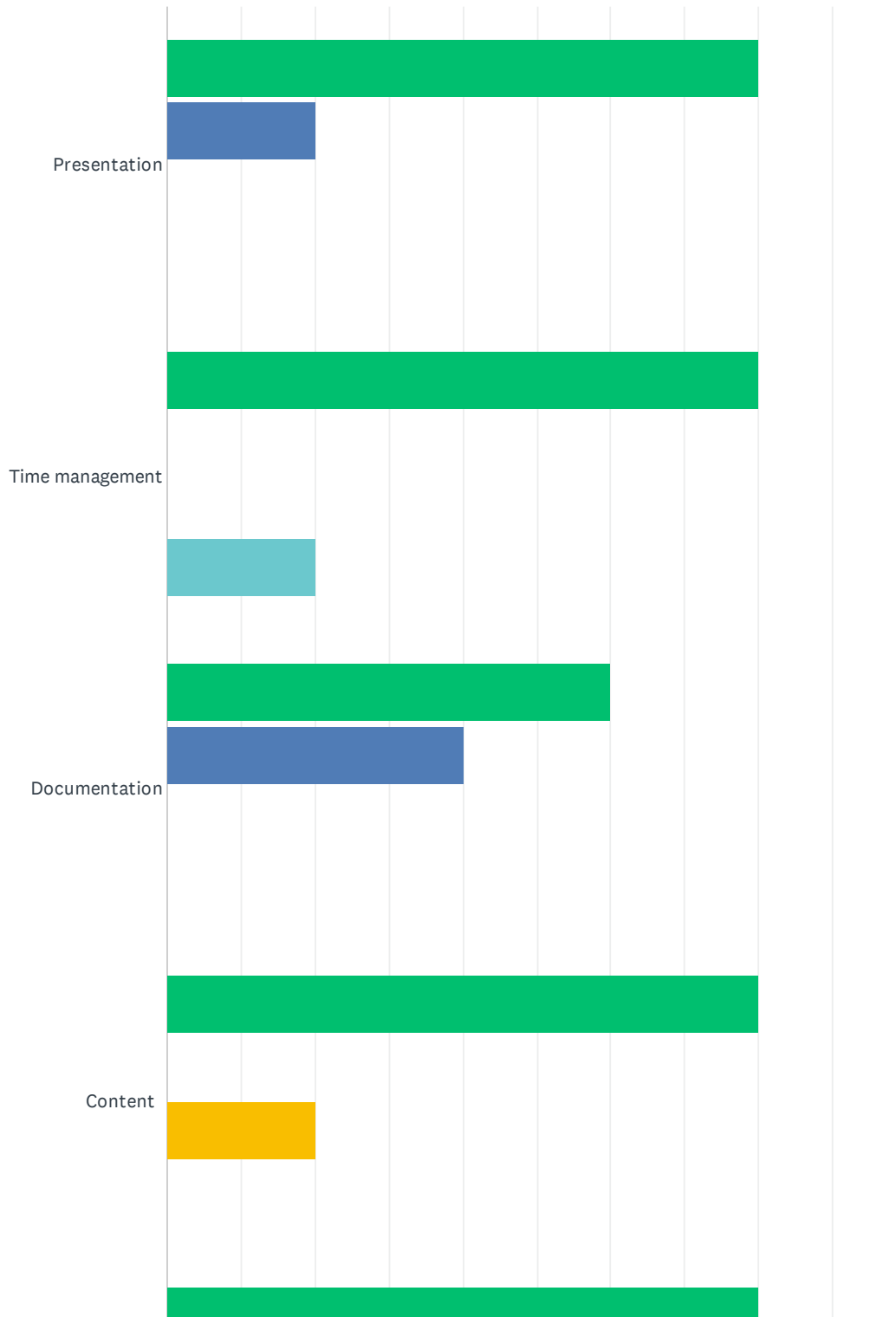


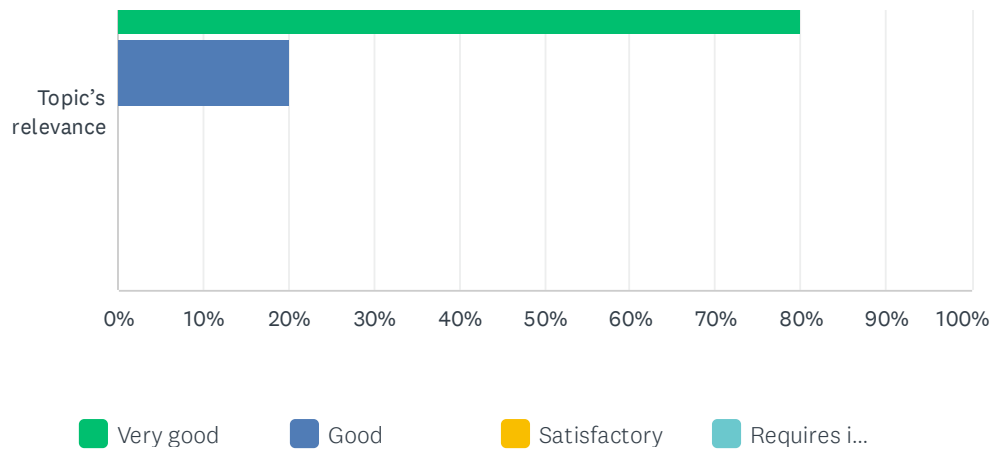
■ Very good
 ■ Good
 ■ Satisfactory
 ■ Requires i...

|                   | VERY GOOD    | GOOD        | SATISFACTORY | REQUIRES IMPROVEMENT | TOTAL | WEIGHTED AVERAGE |
|-------------------|--------------|-------------|--------------|----------------------|-------|------------------|
| Presentation      | 100.00%<br>9 | 0.00%<br>0  | 0.00%<br>0   | 0.00%<br>0           | 9     | 1.00             |
| Time management   | 88.89%<br>8  | 0.00%<br>0  | 11.11%<br>1  | 0.00%<br>0           | 9     | 1.22             |
| Documentation     | 88.89%<br>8  | 0.00%<br>0  | 11.11%<br>1  | 0.00%<br>0           | 9     | 1.22             |
| Content           | 88.89%<br>8  | 11.11%<br>1 | 0.00%<br>0   | 0.00%<br>0           | 9     | 1.11             |
| Topic's relevance | 100.00%<br>9 | 0.00%<br>0  | 0.00%<br>0   | 0.00%<br>0           | 9     | 1.00             |

Q3 Week 3: parallel morning module: Advanced topics in epidemiology:  
Within sibling designs, negative controls, Mendelian randomization and  
other instrumental variable approaches, target trial emulation, and  
triangulation (Deborah Lawlor, Carolina Borges)

Answered: 5   Skipped: 25

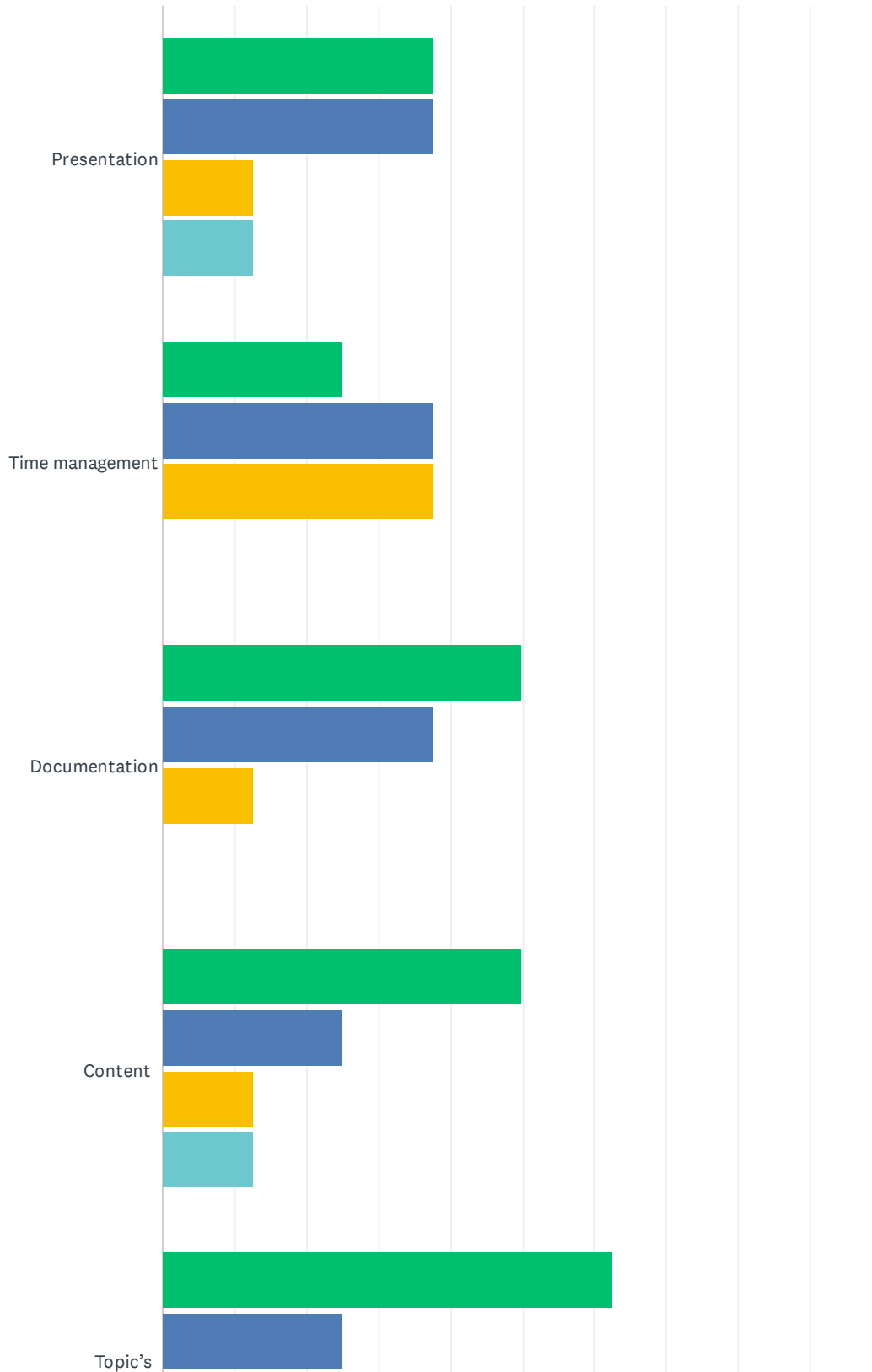


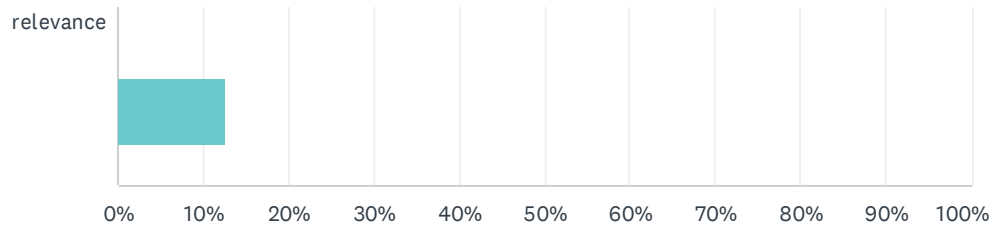


|                   | VERY GOOD   | GOOD        | SATISFACTORY | REQUIRES IMPROVEMENT | TOTAL | WEIGHTED AVERAGE |
|-------------------|-------------|-------------|--------------|----------------------|-------|------------------|
| Presentation      | 80.00%<br>4 | 20.00%<br>1 | 0.00%<br>0   | 0.00%<br>0           | 5     | 1.20             |
| Time management   | 80.00%<br>4 | 0.00%<br>0  | 0.00%<br>0   | 20.00%<br>1          | 5     | 1.60             |
| Documentation     | 60.00%<br>3 | 40.00%<br>2 | 0.00%<br>0   | 0.00%<br>0           | 5     | 1.40             |
| Content           | 80.00%<br>4 | 0.00%<br>0  | 20.00%<br>1  | 0.00%<br>0           | 5     | 1.40             |
| Topic's relevance | 80.00%<br>4 | 20.00%<br>1 | 0.00%<br>0   | 0.00%<br>0           | 5     | 1.20             |

## Q5 Week 3: parallel morning module: Applied epidemiology: environmental epidemiology (Martine Vrijheid, Cathryn Tonne)

Answered: 8 Skipped: 22



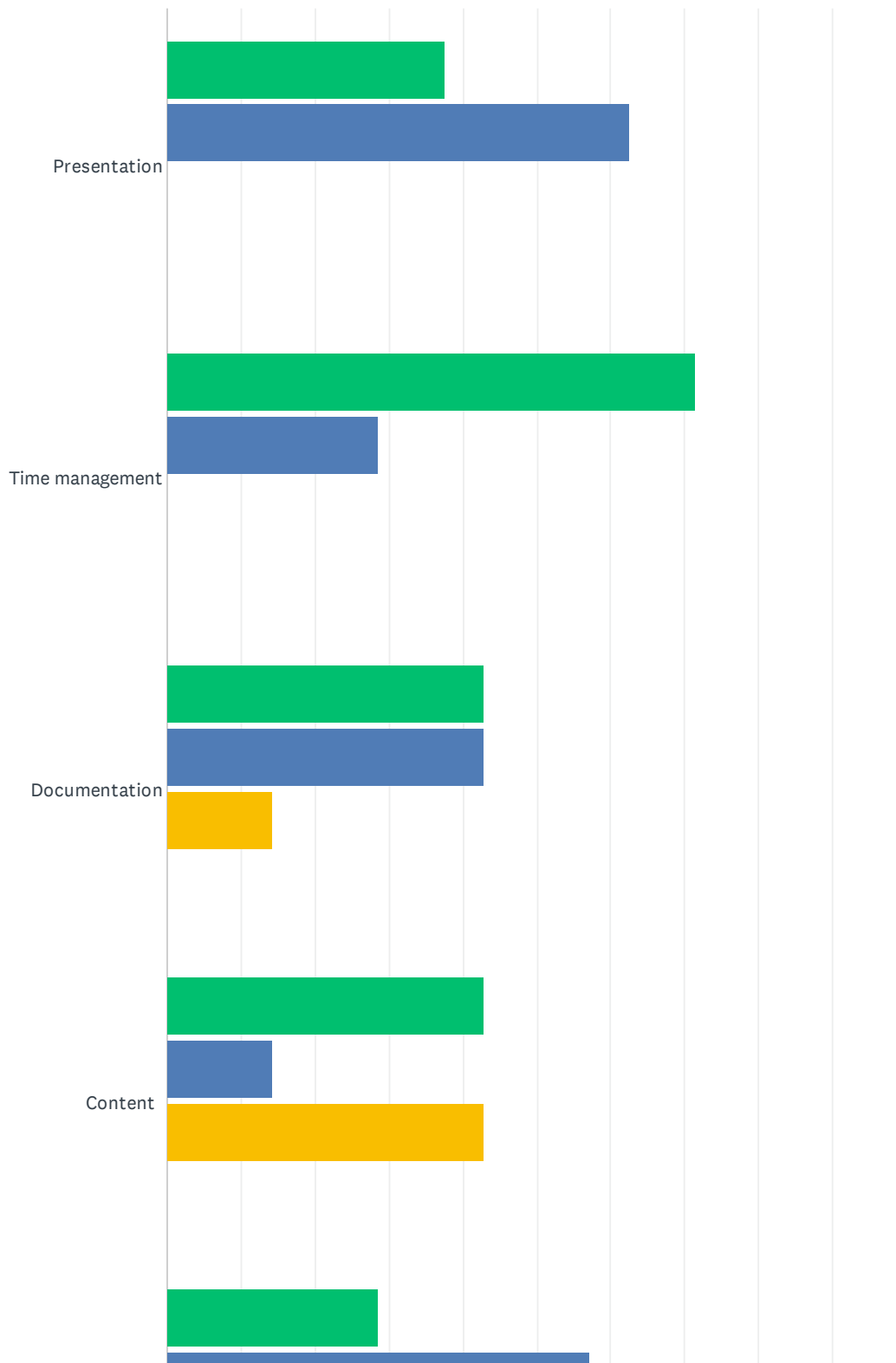


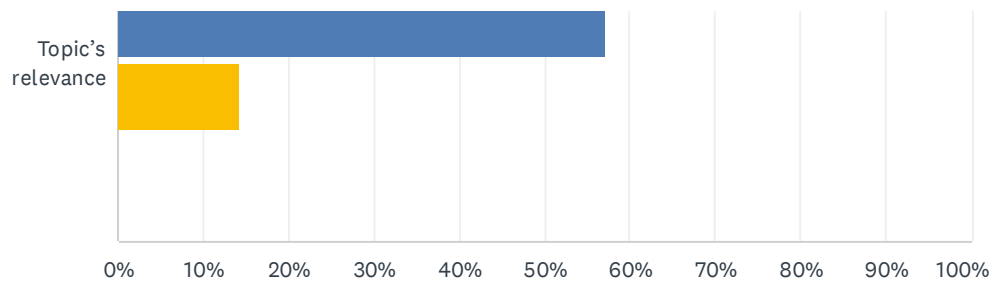
■ Very good
 ■ Good
 ■ Satisfactory
 ■ Requires i...

|                   | VERY GOOD   | GOOD        | SATISFACTORY | REQUIRES IMPROVEMENT | TOTAL | WEIGHTED AVERAGE |
|-------------------|-------------|-------------|--------------|----------------------|-------|------------------|
| Presentation      | 37.50%<br>3 | 37.50%<br>3 | 12.50%<br>1  | 12.50%<br>1          | 8     | 2.00             |
| Time management   | 25.00%<br>2 | 37.50%<br>3 | 37.50%<br>3  | 0.00%<br>0           | 8     | 2.13             |
| Documentation     | 50.00%<br>4 | 37.50%<br>3 | 12.50%<br>1  | 0.00%<br>0           | 8     | 1.63             |
| Content           | 50.00%<br>4 | 25.00%<br>2 | 12.50%<br>1  | 12.50%<br>1          | 8     | 1.88             |
| Topic's relevance | 62.50%<br>5 | 25.00%<br>2 | 0.00%<br>0   | 12.50%<br>1          | 8     | 1.63             |

Q7 Week 3: parallel morning module: Epidemiology and public health: from the epidemiology of risk to public health action: the burden of disease and health impact assessment (Andrea Farnham, Fiona Vanobberghen)

Answered: 8 Skipped: 22



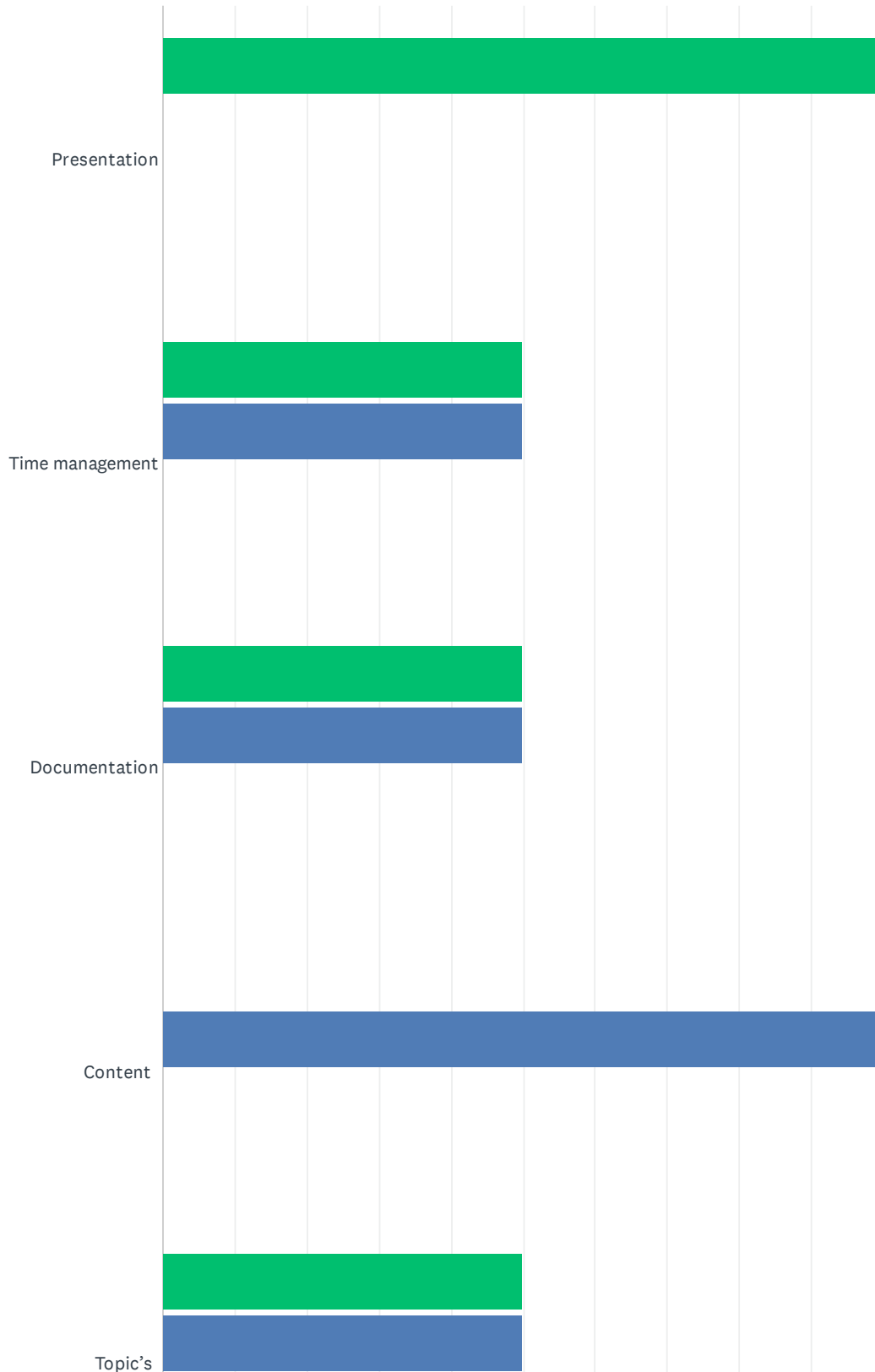


■ Very good
 ■ Good
 ■ Satisfactory
 ■ Requires i...

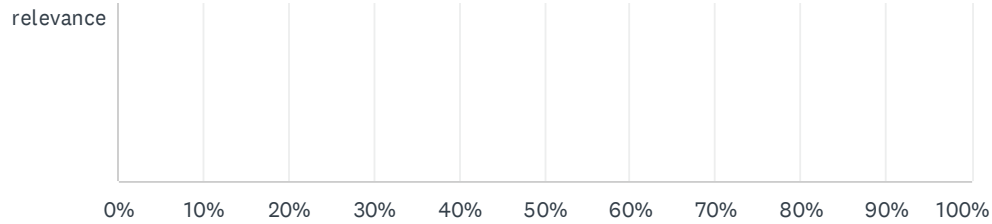
|                   | VERY GOOD   | GOOD        | SATISFACTORY | REQUIRES IMPROVEMENT | TOTAL | WEIGHTED AVERAGE |
|-------------------|-------------|-------------|--------------|----------------------|-------|------------------|
| Presentation      | 37.50%<br>3 | 62.50%<br>5 | 0.00%<br>0   | 0.00%<br>0           | 8     | 1.63             |
| Time management   | 71.43%<br>5 | 28.57%<br>2 | 0.00%<br>0   | 0.00%<br>0           | 7     | 1.29             |
| Documentation     | 42.86%<br>3 | 42.86%<br>3 | 14.29%<br>1  | 0.00%<br>0           | 7     | 1.71             |
| Content           | 42.86%<br>3 | 14.29%<br>1 | 42.86%<br>3  | 0.00%<br>0           | 7     | 2.00             |
| Topic's relevance | 28.57%<br>2 | 57.14%<br>4 | 14.29%<br>1  | 0.00%<br>0           | 7     | 1.86             |

## Q9 Week 3: parallel afternoon module: Applied epidemiology: the evaluation of medical tests (Patrick M. Bossuyt)

Answered: 2   Skipped: 28





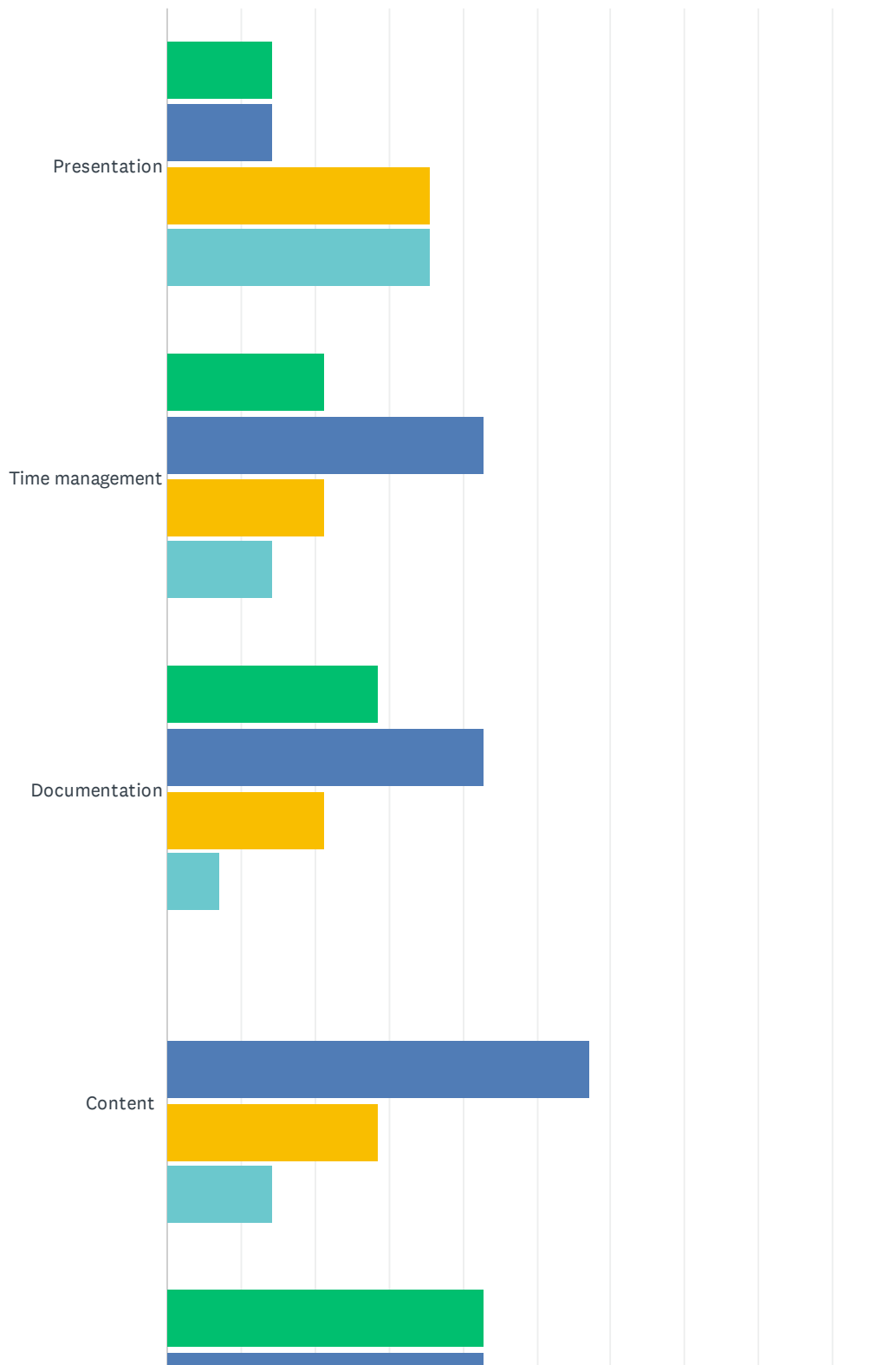


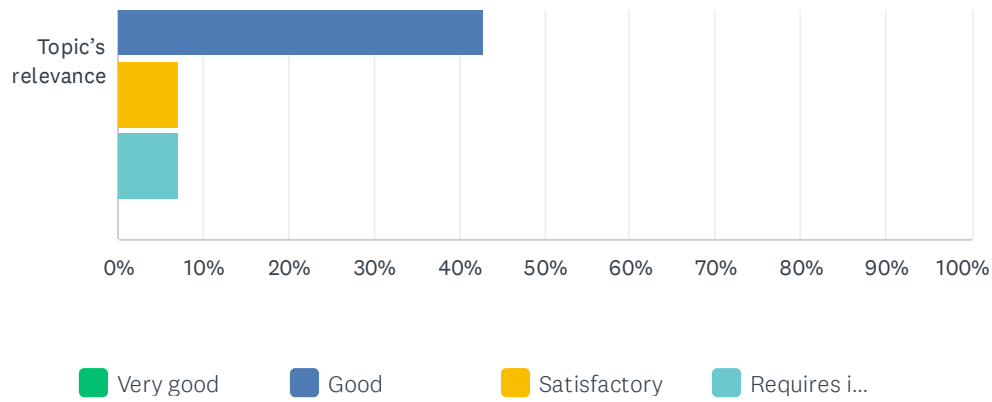
Very good Good Satisfactory Requires i...

|                   | VERY GOOD    | GOOD         | SATISFACTORY | REQUIRES IMPROVEMENT | TOTAL | WEIGHTED AVERAGE |
|-------------------|--------------|--------------|--------------|----------------------|-------|------------------|
| Presentation      | 100.00%<br>2 | 0.00%<br>0   | 0.00%<br>0   | 0.00%<br>0           | 2     | 1.00             |
| Time management   | 50.00%<br>1  | 50.00%<br>1  | 0.00%<br>0   | 0.00%<br>0           | 2     | 1.50             |
| Documentation     | 50.00%<br>1  | 50.00%<br>1  | 0.00%<br>0   | 0.00%<br>0           | 2     | 1.50             |
| Content           | 0.00%<br>0   | 100.00%<br>2 | 0.00%<br>0   | 0.00%<br>0           | 2     | 2.00             |
| Topic's relevance | 50.00%<br>1  | 50.00%<br>1  | 0.00%<br>0   | 0.00%<br>0           | 2     | 1.50             |

Q11 Week 3: parallel afternoon module: Advanced topics in epidemiology:  
methods to deal with unobserved information in epidemiological studies  
(Irene Petersen, Henrik Støvring)

Answered: 14   Skipped: 16

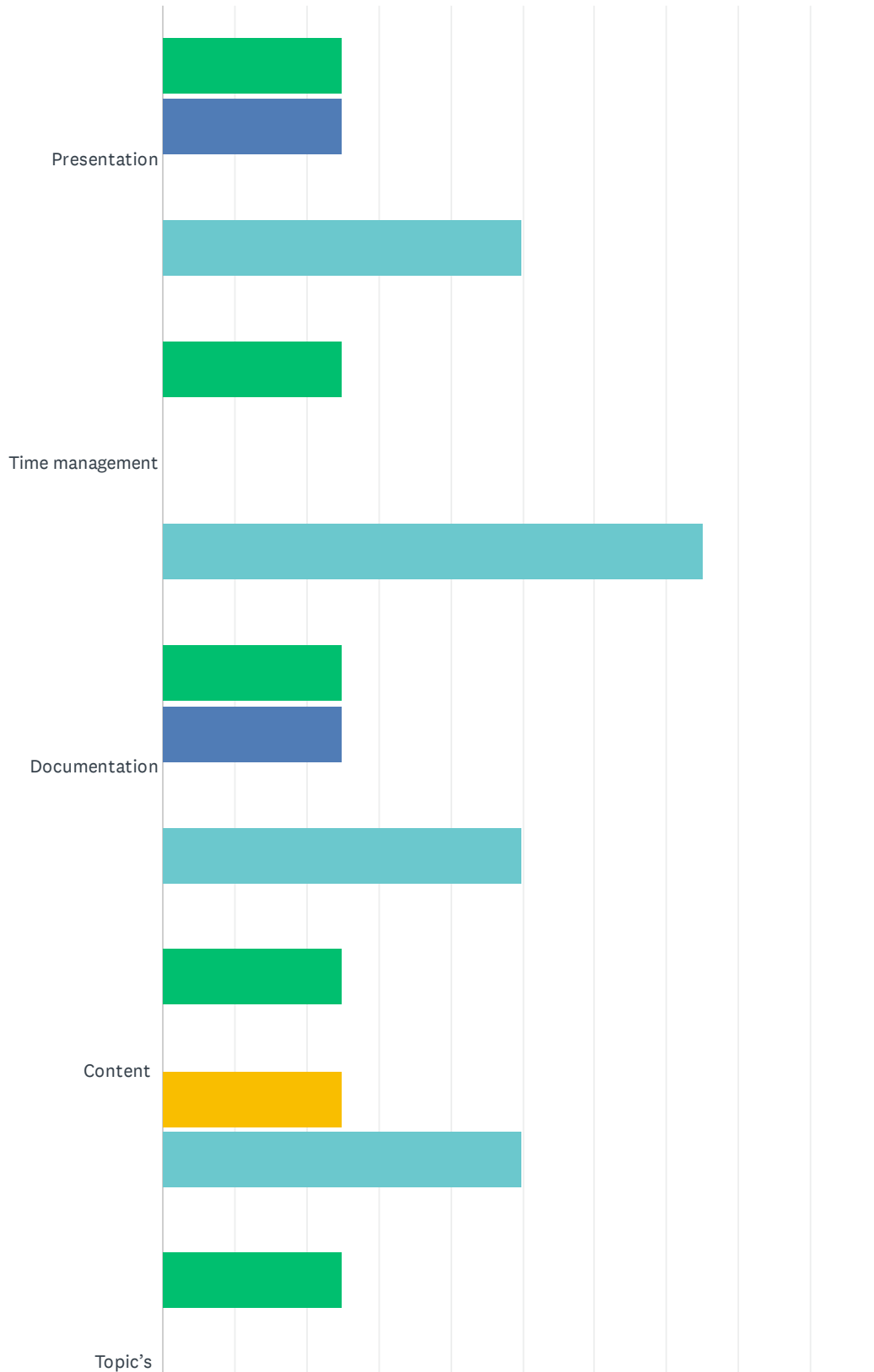


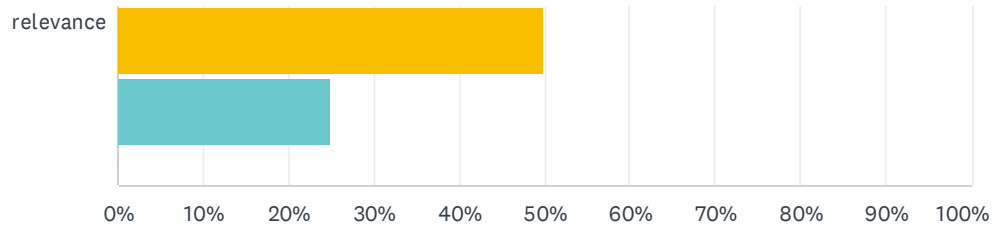


|                   | VERY GOOD   | GOOD        | SATISFACTORY | REQUIRES IMPROVEMENT | TOTAL | WEIGHTED AVERAGE |
|-------------------|-------------|-------------|--------------|----------------------|-------|------------------|
| Presentation      | 14.29%<br>2 | 14.29%<br>2 | 35.71%<br>5  | 35.71%<br>5          | 14    | 2.93             |
| Time management   | 21.43%<br>3 | 42.86%<br>6 | 21.43%<br>3  | 14.29%<br>2          | 14    | 2.29             |
| Documentation     | 28.57%<br>4 | 42.86%<br>6 | 21.43%<br>3  | 7.14%<br>1           | 14    | 2.07             |
| Content           | 0.00%<br>0  | 57.14%<br>8 | 28.57%<br>4  | 14.29%<br>2          | 14    | 2.57             |
| Topic's relevance | 42.86%<br>6 | 42.86%<br>6 | 7.14%<br>1   | 7.14%<br>1           | 14    | 1.79             |

## Q13 Week 3: parallel afternoon module: Epidemiology and public health: principles of prevention (Rodolfo Saracci, Maja Popovic)

Answered: 4   Skipped: 26



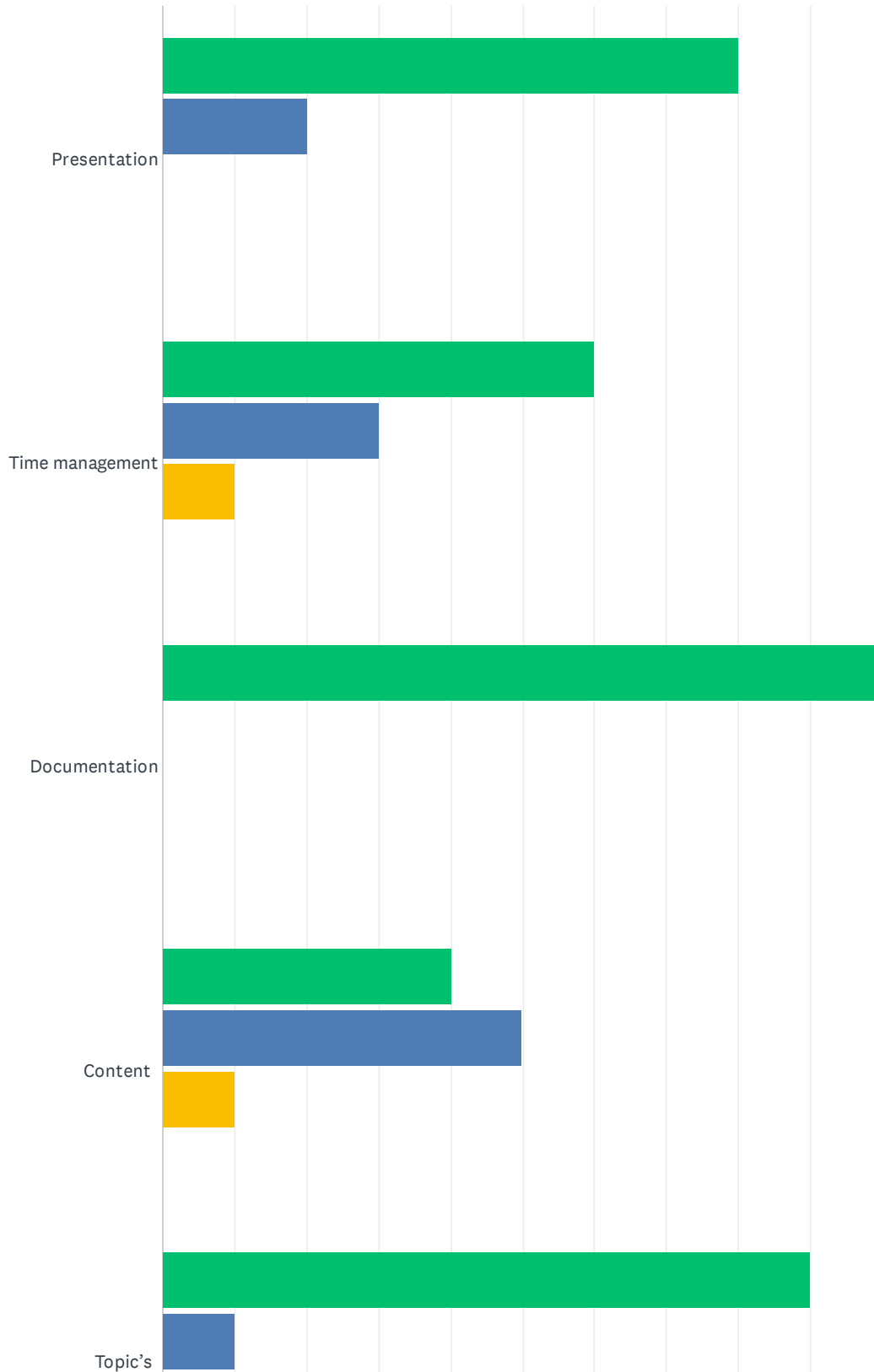


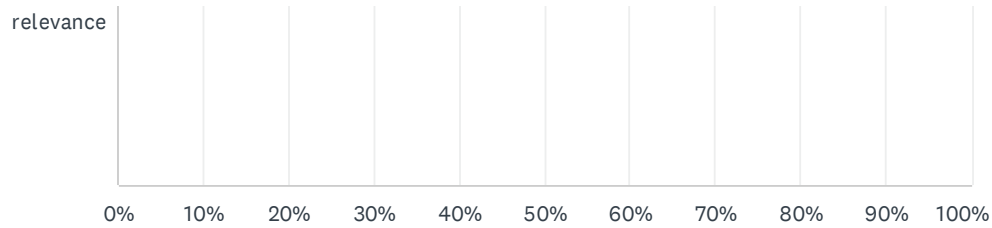
■ Very good
 ■ Good
 ■ Satisfactory
 ■ Requires i...

|                   | VERY GOOD   | GOOD        | SATISFACTORY | REQUIRES IMPROVEMENT | TOTAL | WEIGHTED AVERAGE |
|-------------------|-------------|-------------|--------------|----------------------|-------|------------------|
| Presentation      | 25.00%<br>1 | 25.00%<br>1 | 0.00%<br>0   | 50.00%<br>2          | 4     | 2.75             |
| Time management   | 25.00%<br>1 | 0.00%<br>0  | 0.00%<br>0   | 75.00%<br>3          | 4     | 3.25             |
| Documentation     | 25.00%<br>1 | 25.00%<br>1 | 0.00%<br>0   | 50.00%<br>2          | 4     | 2.75             |
| Content           | 25.00%<br>1 | 0.00%<br>0  | 25.00%<br>1  | 50.00%<br>2          | 4     | 3.00             |
| Topic's relevance | 25.00%<br>1 | 0.00%<br>0  | 50.00%<br>2  | 25.00%<br>1          | 4     | 2.75             |

## Q15 Week 3: parallel afternoon module: Infectious disease epidemiology (Tyra Grove Krause, Steen Ethelberg)

Answered: 10   Skipped: 20



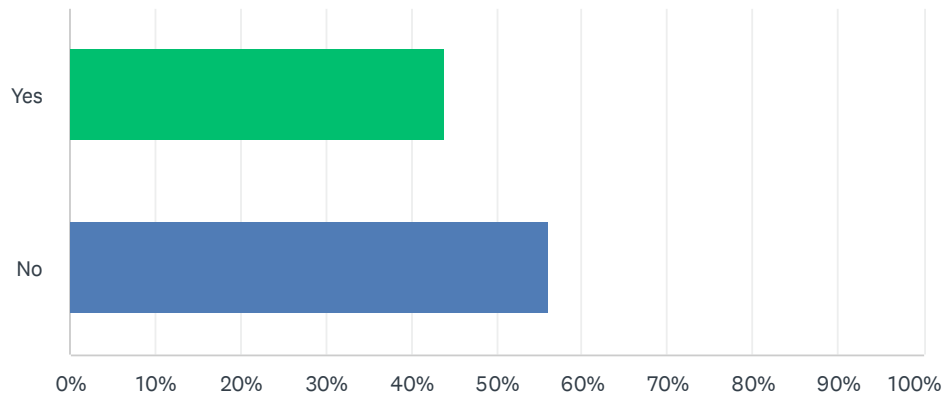


■ Very good
 ■ Good
 ■ Satisfactory
 ■ Requires i...

|                   | VERY GOOD     | GOOD        | SATISFACTORY | REQUIRES IMPROVEMENT | TOTAL | WEIGHTED AVERAGE |
|-------------------|---------------|-------------|--------------|----------------------|-------|------------------|
| Presentation      | 80.00%<br>8   | 20.00%<br>2 | 0.00%<br>0   | 0.00%<br>0           | 10    | 1.20             |
| Time management   | 60.00%<br>6   | 30.00%<br>3 | 10.00%<br>1  | 0.00%<br>0           | 10    | 1.50             |
| Documentation     | 100.00%<br>10 | 0.00%<br>0  | 0.00%<br>0   | 0.00%<br>0           | 10    | 1.00             |
| Content           | 40.00%<br>4   | 50.00%<br>5 | 10.00%<br>1  | 0.00%<br>0           | 10    | 1.70             |
| Topic's relevance | 90.00%<br>9   | 10.00%<br>1 | 0.00%<br>0   | 0.00%<br>0           | 10    | 1.10             |

## Q17 Would you organize the week 3 modules in a different way?

Answered: 25 Skipped: 5

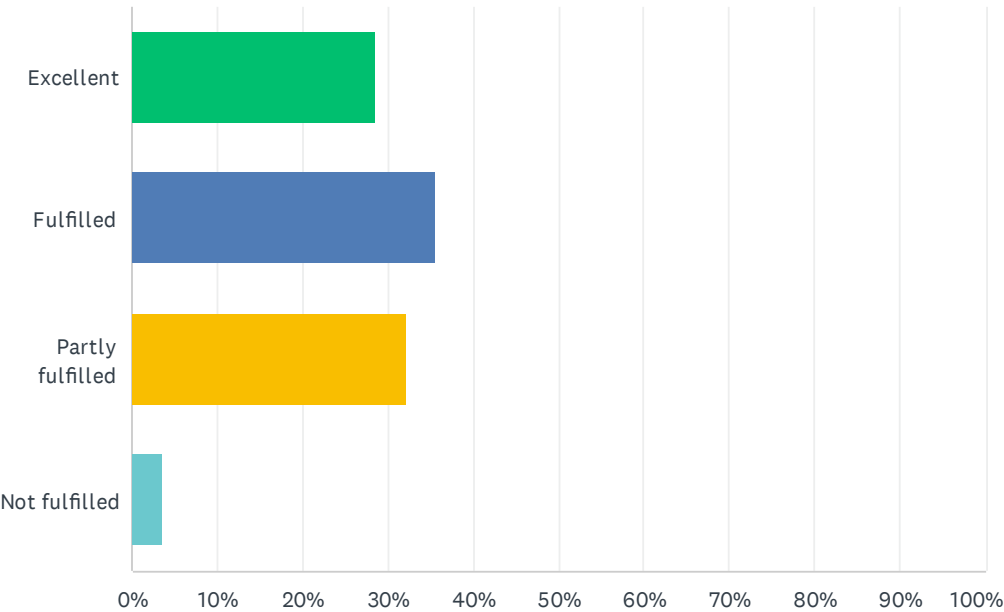


| ANSWER CHOICES | RESPONSES |    |
|----------------|-----------|----|
| Yes            | 44.00%    | 11 |
| No             | 56.00%    | 14 |
| TOTAL          |           | 25 |



Q19 Overall, the 3-week course met my expectations

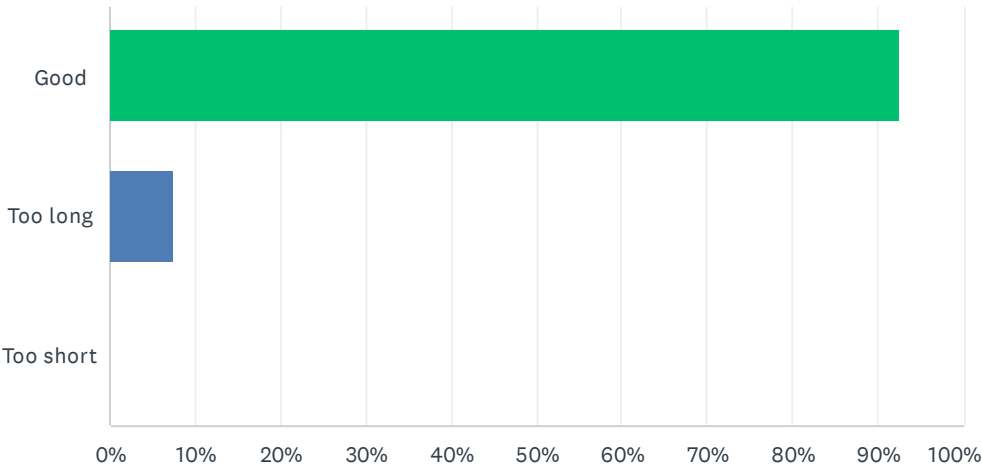
Answered: 28    Skipped: 2



| ANSWER CHOICES   | RESPONSES |    |
|------------------|-----------|----|
| Excellent        | 28.57%    | 8  |
| Fulfilled        | 35.71%    | 10 |
| Partly fulfilled | 32.14%    | 9  |
| Not fulfilled    | 3.57%     | 1  |
| TOTAL            |           | 28 |

Q21 Time for questions or discussions was

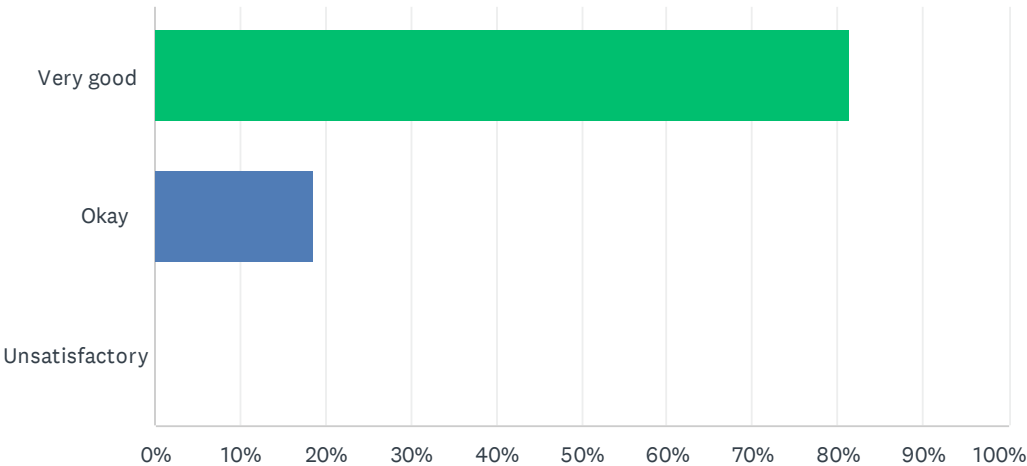
Answered: 27    Skipped: 3



| ANSWER CHOICES |  | RESPONSES |    |
|----------------|--|-----------|----|
| Good           |  | 92.59%    | 25 |
| Too long       |  | 7.41%     | 2  |
| Too short      |  | 0.00%     | 0  |
| TOTAL          |  |           | 27 |

Q23 Material and documentation in general is

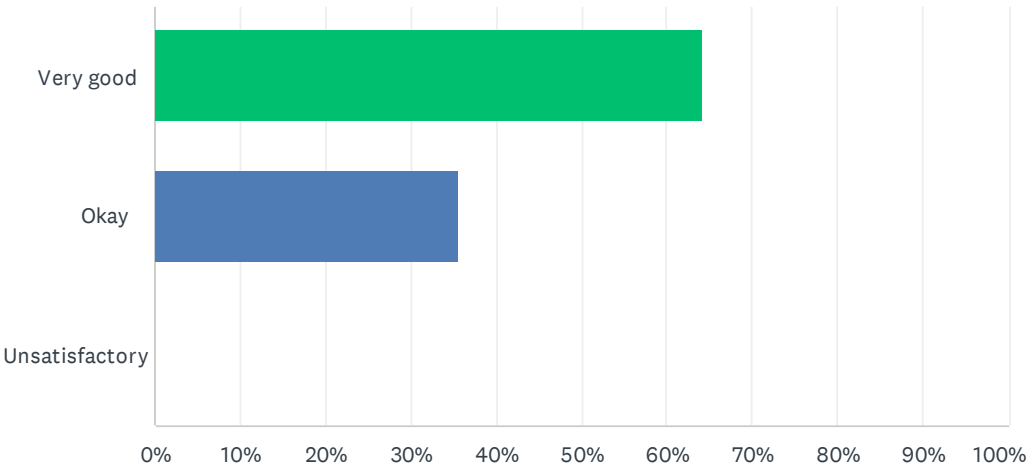
Answered: 27    Skipped: 3



| ANSWER CHOICES |  | RESPONSES |    |
|----------------|--|-----------|----|
| Very good      |  | 81.48%    | 22 |
| Okay           |  | 18.52%    | 5  |
| Unsatisfactory |  | 0.00%     | 0  |
| TOTAL          |  |           | 27 |

Q25 The practical organisation of the course and venue was

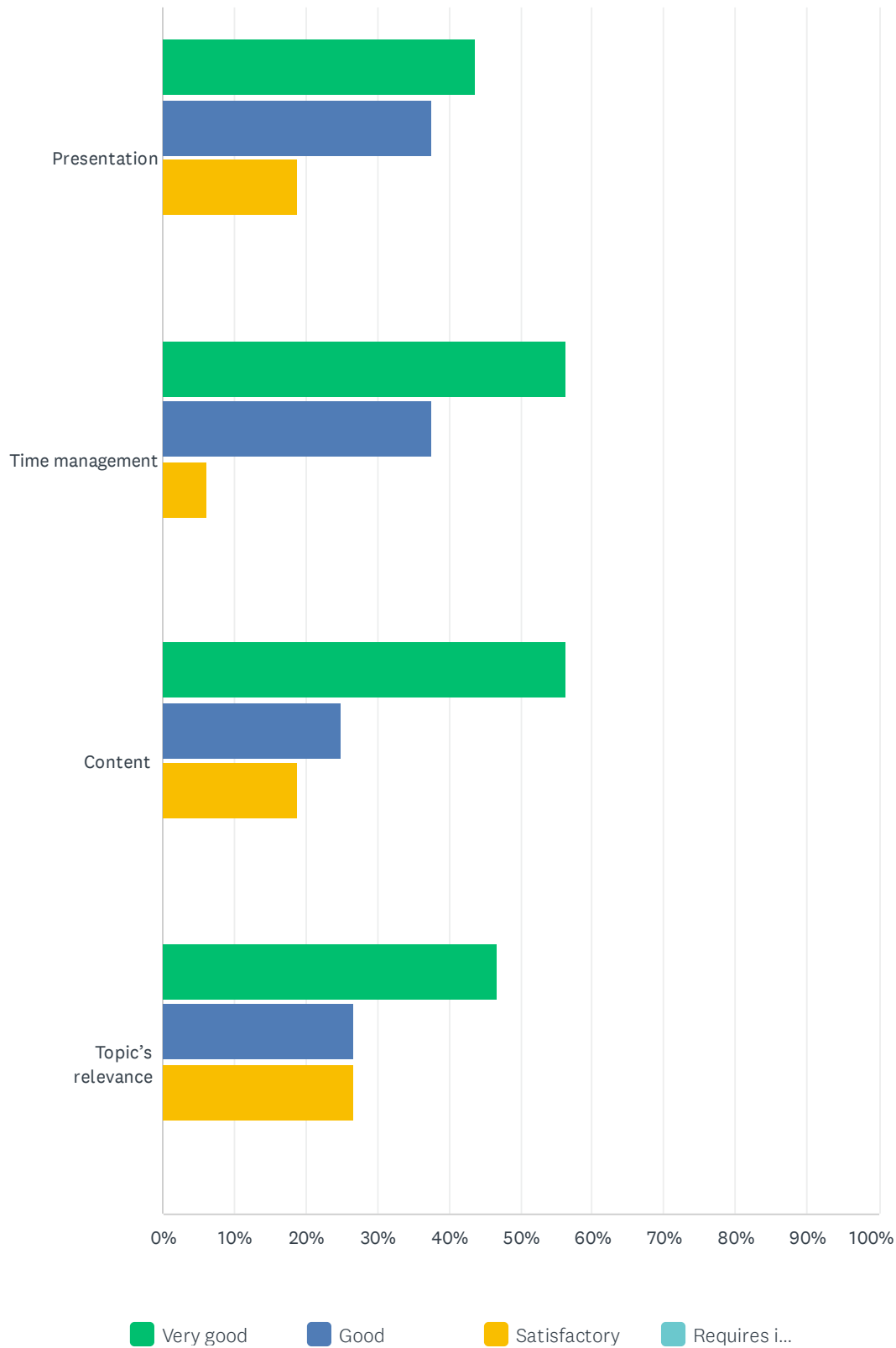
Answered: 28    Skipped: 2



| ANSWER CHOICES |  | RESPONSES |    |
|----------------|--|-----------|----|
| Very good      |  | 64.29%    | 18 |
| Okay           |  | 35.71%    | 10 |
| Unsatisfactory |  | 0.00%     | 0  |
| TOTAL          |  |           | 28 |

## Q27 Friday plenary session

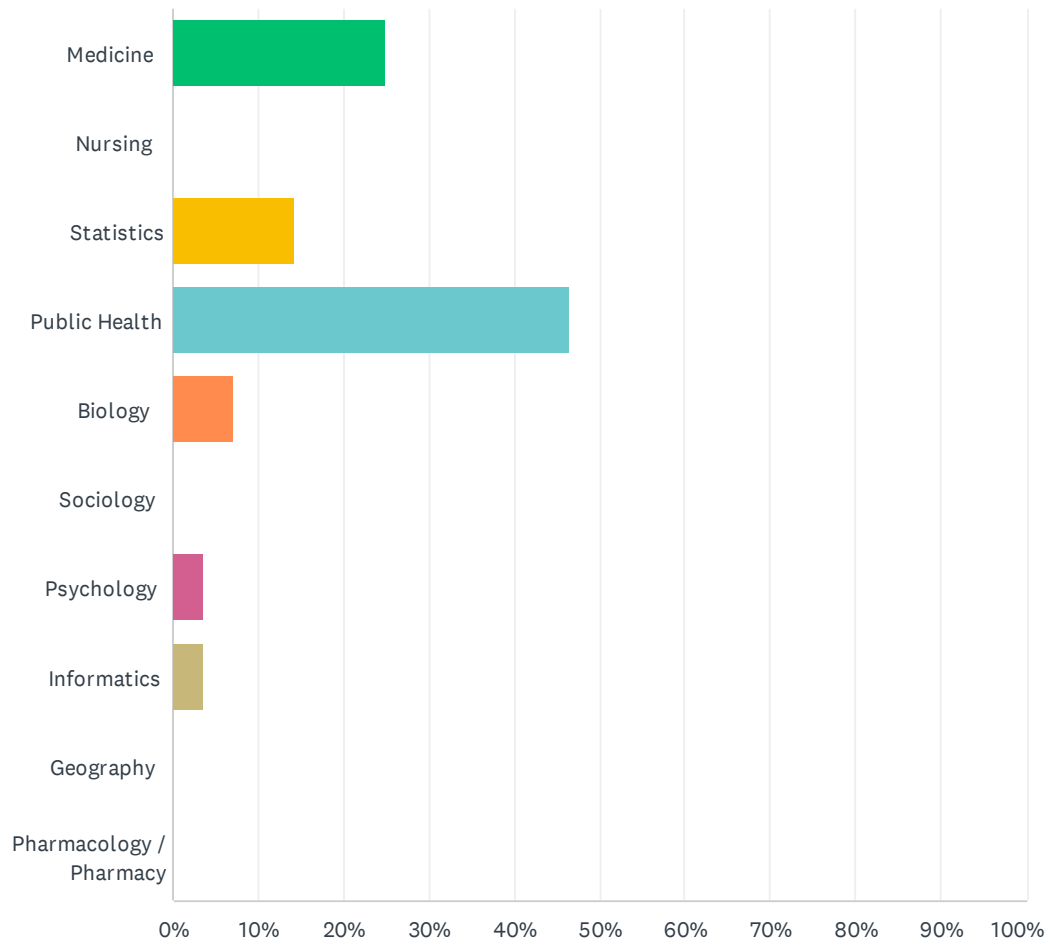
Answered: 16 Skipped: 14



|                   | VERY GOOD   | GOOD        | SATISFACTORY | REQUIRES IMPROVEMENT | TOTAL | WEIGHTED AVERAGE |
|-------------------|-------------|-------------|--------------|----------------------|-------|------------------|
| Presentation      | 43.75%<br>7 | 37.50%<br>6 | 18.75%<br>3  | 0.00%<br>0           | 16    | 1.75             |
| Time management   | 56.25%<br>9 | 37.50%<br>6 | 6.25%<br>1   | 0.00%<br>0           | 16    | 1.50             |
| Content           | 56.25%<br>9 | 25.00%<br>4 | 18.75%<br>3  | 0.00%<br>0           | 16    | 1.63             |
| Topic's relevance | 46.67%<br>7 | 26.67%<br>4 | 26.67%<br>4  | 0.00%<br>0           | 15    | 1.80             |

## Q29 Your main basic training was in

Answered: 28 Skipped: 2

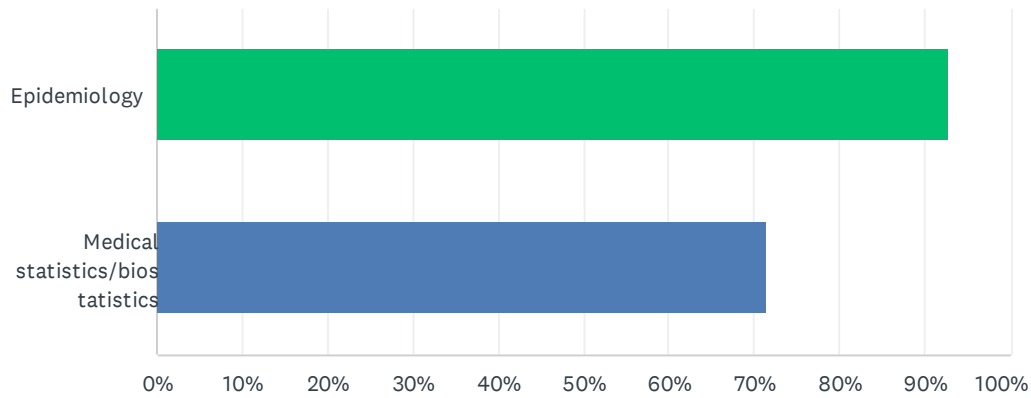


| ANSWER CHOICES          | RESPONSES |    |
|-------------------------|-----------|----|
| Medicine                | 25.00%    | 7  |
| Nursing                 | 0.00%     | 0  |
| Statistics              | 14.29%    | 4  |
| Public Health           | 46.43%    | 13 |
| Biology                 | 7.14%     | 2  |
| Sociology               | 0.00%     | 0  |
| Psychology              | 3.57%     | 1  |
| Informatics             | 3.57%     | 1  |
| Geography               | 0.00%     | 0  |
| Pharmacology / Pharmacy | 0.00%     | 0  |
| TOTAL                   |           | 28 |



### Q30 Have you previously followed courses in

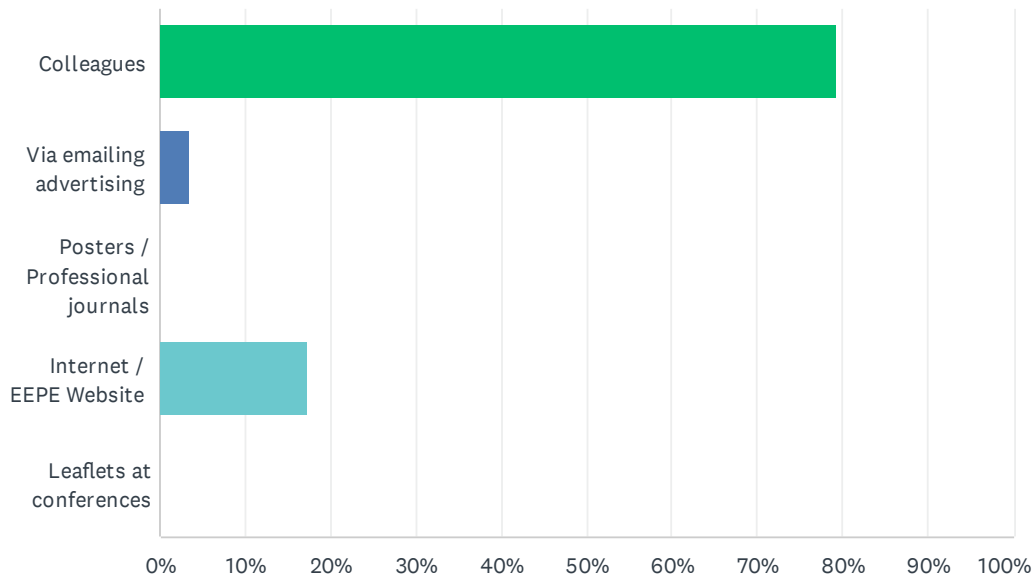
Answered: 28 Skipped: 2



| ANSWER CHOICES                   | RESPONSES |    |
|----------------------------------|-----------|----|
| Epidemiology                     | 92.86%    | 26 |
| Medical statistics/biostatistics | 71.43%    | 20 |
| Total Respondents: 28            |           |    |

## Q31 You have learnt of this course through

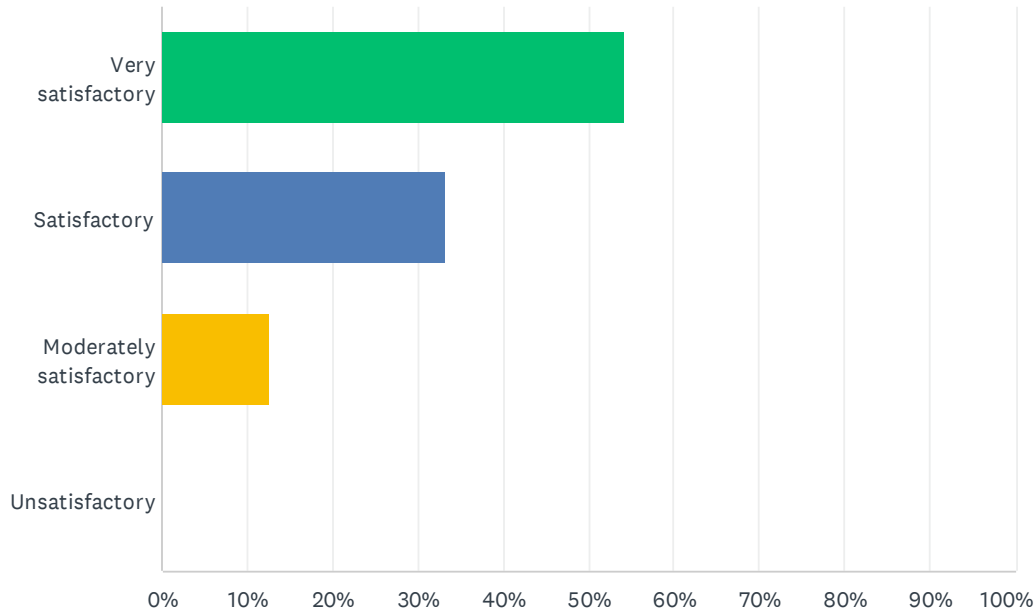
Answered: 29 Skipped: 1



| ANSWER CHOICES                  | RESPONSES |    |
|---------------------------------|-----------|----|
| Colleagues                      | 79.31%    | 23 |
| Via emailing advertising        | 3.45%     | 1  |
| Posters / Professional journals | 0.00%     | 0  |
| Internet / EEPE Website         | 17.24%    | 5  |
| Leaflets at conferences         | 0.00%     | 0  |
| Total Respondents: 29           |           |    |

## Q32 Were you satisfied with the residential set-up and general organization in Centro Studi (rooms, service of various kind etc.)

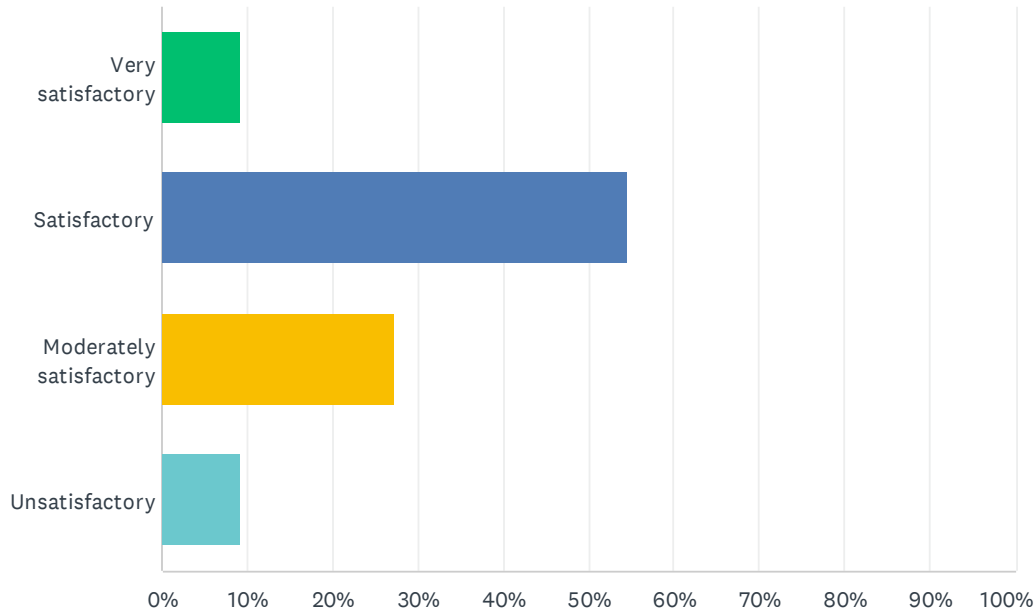
Answered: 24 Skipped: 6



| ANSWER CHOICES          | RESPONSES |    |
|-------------------------|-----------|----|
| Very satisfactory       | 54.17%    | 13 |
| Satisfactory            | 33.33%    | 8  |
| Moderately satisfactory | 12.50%    | 3  |
| Unsatisfactory          | 0.00%     | 0  |
| TOTAL                   |           | 24 |

### Q34 Were you satisfied with the residential set-up in Villa la Stella (rooms, breakfast, service of various kind etc.)

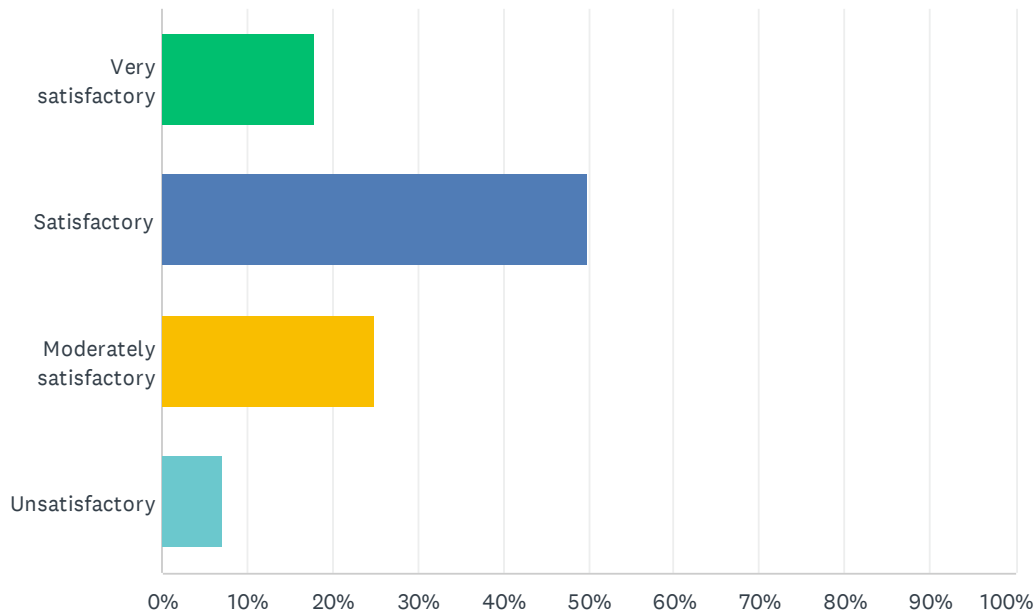
Answered: 11 Skipped: 19



| ANSWER CHOICES          | RESPONSES |    |
|-------------------------|-----------|----|
| Very satisfactory       | 9.09%     | 1  |
| Satisfactory            | 54.55%    | 6  |
| Moderately satisfactory | 27.27%    | 3  |
| Unsatisfactory          | 9.09%     | 1  |
| TOTAL                   |           | 11 |

## Q36 Were you satisfied with the restaurant at Centro Studi

Answered: 28 Skipped: 2



| ANSWER CHOICES          | RESPONSES |    |
|-------------------------|-----------|----|
| Very satisfactory       | 17.86%    | 5  |
| Satisfactory            | 50.00%    | 14 |
| Moderately satisfactory | 25.00%    | 7  |
| Unsatisfactory          | 7.14%     | 2  |
| TOTAL                   |           | 28 |