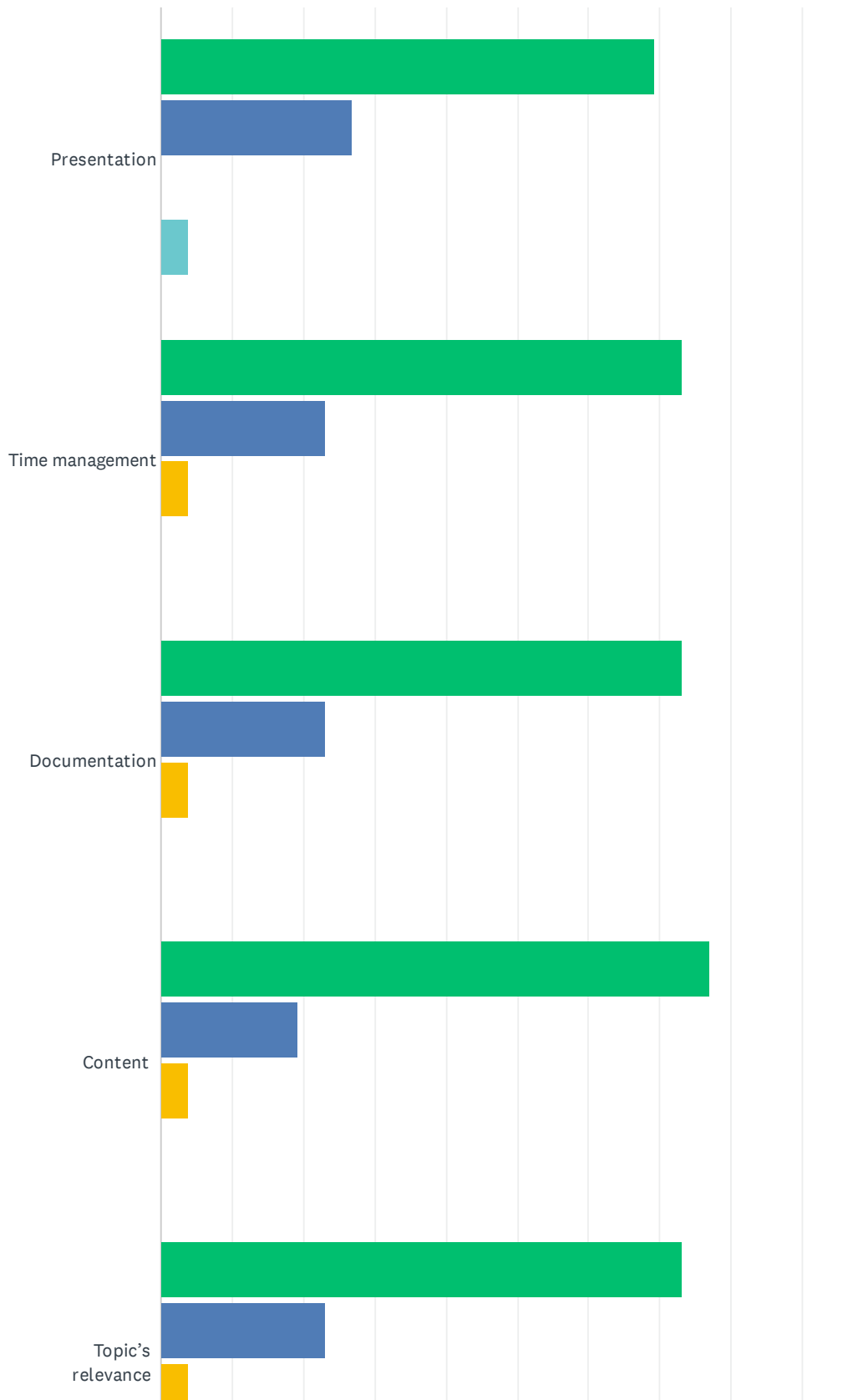
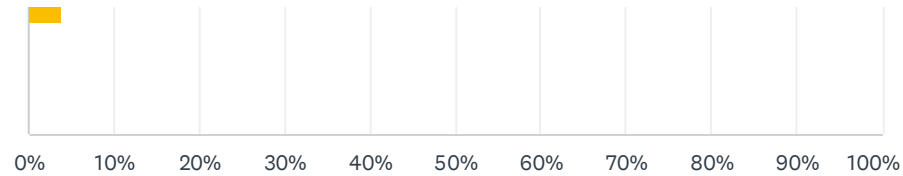


Q1 Week 1 module 1: Epidemiological methods I

Answered: 26 Skipped: 1



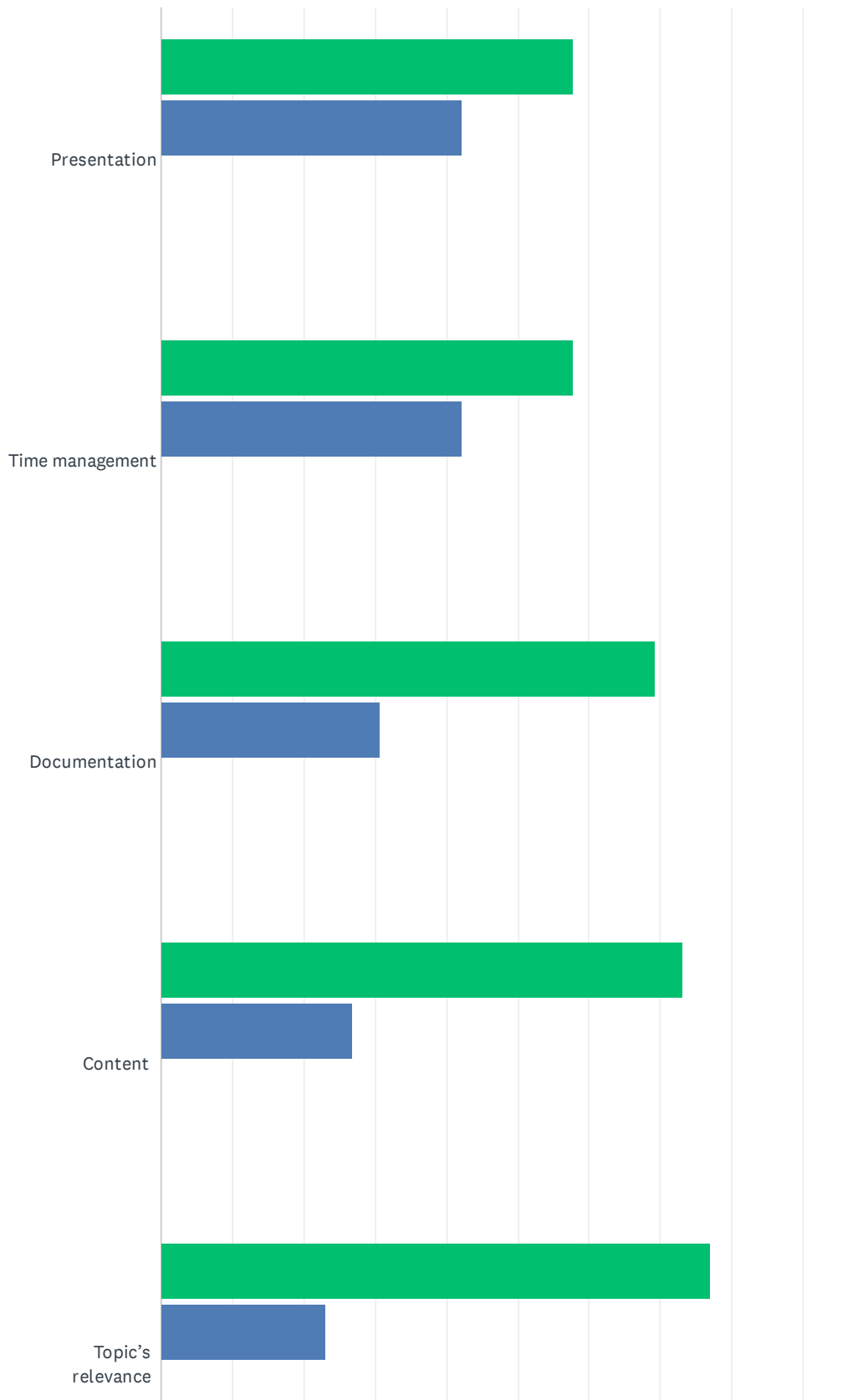


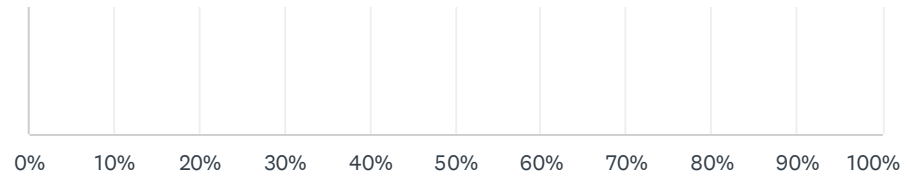
■ Very good
 ■ Good
 ■ Satisfactory
 ■ Requires i...

	VERY GOOD	GOOD	SATISFACTORY	REQUIRES IMPROVEMENT	TOTAL	WEIGHTED AVERAGE
Presentation	69.23% 18	26.92% 7	0.00% 0	3.85% 1	26	1.38
Time management	73.08% 19	23.08% 6	3.85% 1	0.00% 0	26	1.31
Documentation	73.08% 19	23.08% 6	3.85% 1	0.00% 0	26	1.31
Content	76.92% 20	19.23% 5	3.85% 1	0.00% 0	26	1.27
Topic's relevance	73.08% 19	23.08% 6	3.85% 1	0.00% 0	26	1.31

Q3 Week 1 module 1: Epidemiological methods I: afternoon exercises

Answered: 26 Skipped: 1



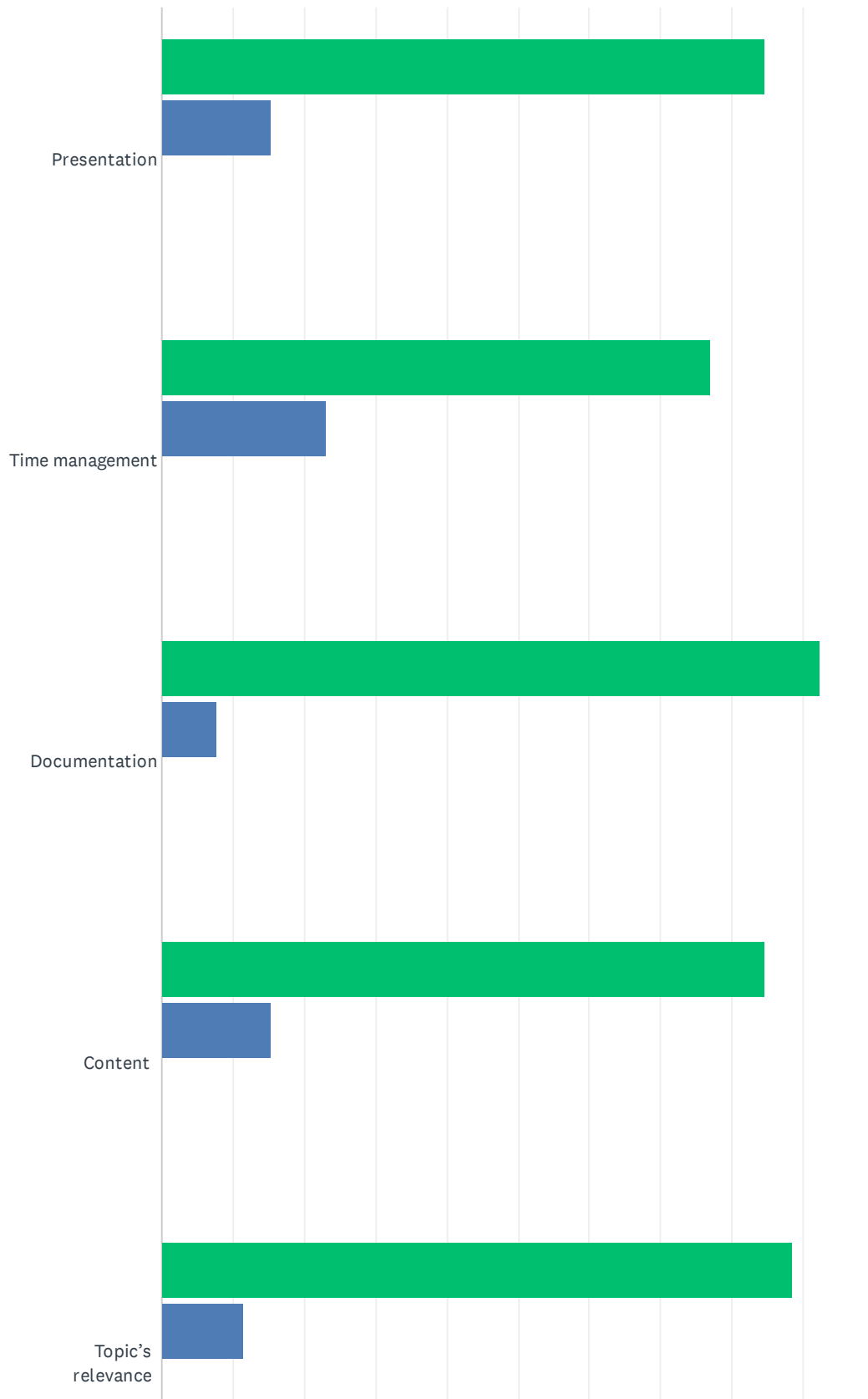


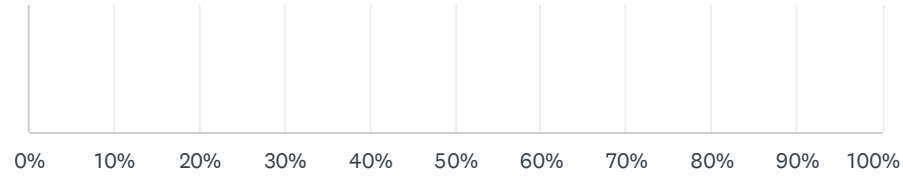
■ Very good
 ■ Good
 ■ Satisfactory
 ■ Requires i...

	VERY GOOD	GOOD	SATISFACTORY	REQUIRES IMPROVEMENT	TOTAL	WEIGHTED AVERAGE
Presentation	57.69% 15	42.31% 11	0.00% 0	0.00% 0	26	1.42
Time management	57.69% 15	42.31% 11	0.00% 0	0.00% 0	26	1.42
Documentation	69.23% 18	30.77% 8	0.00% 0	0.00% 0	26	1.31
Content	73.08% 19	26.92% 7	0.00% 0	0.00% 0	26	1.27
Topic's relevance	76.92% 20	23.08% 6	0.00% 0	0.00% 0	26	1.23

Q5 Week 1 module 2: Statistical methods in epidemiology I

Answered: 26 Skipped: 1



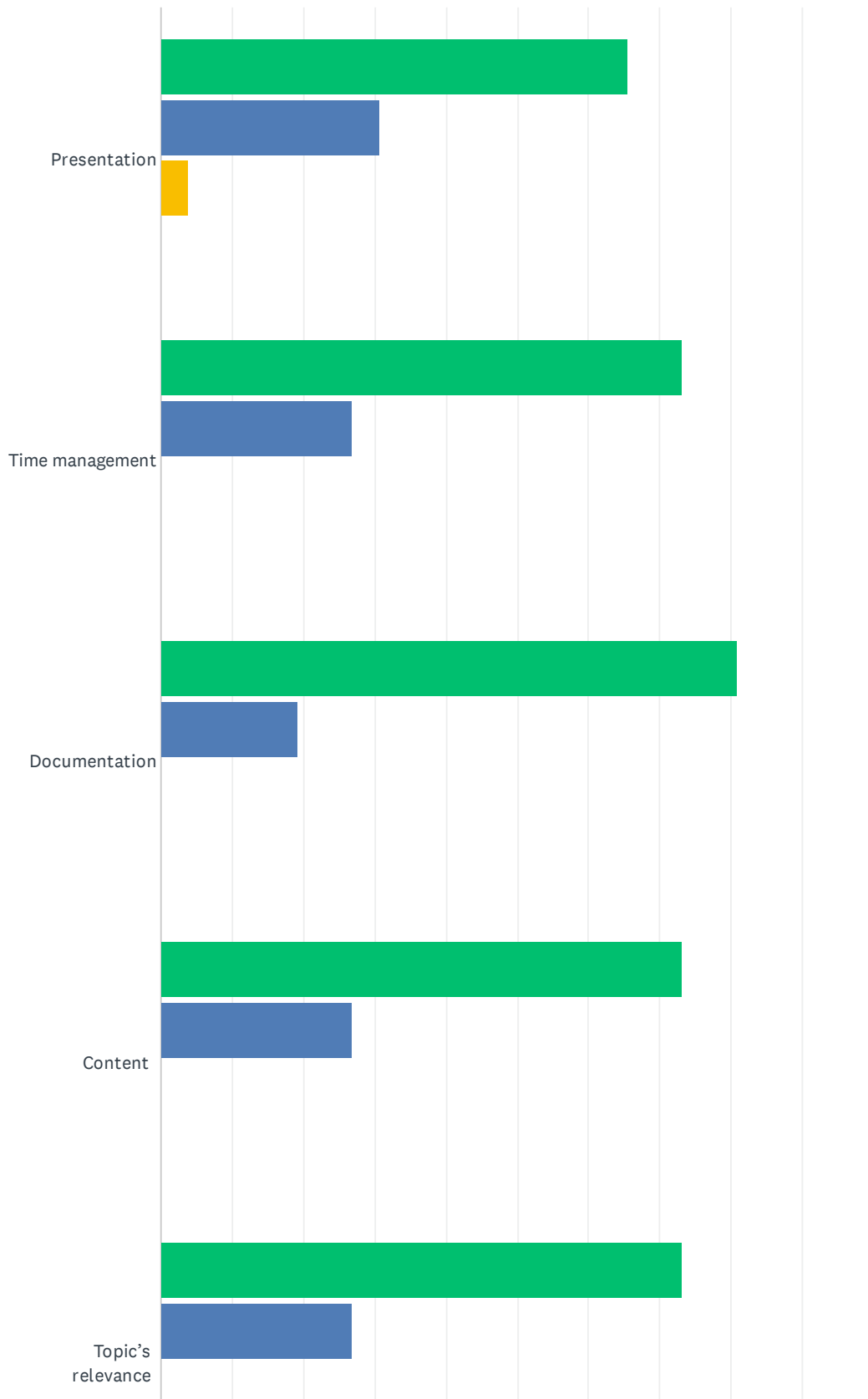


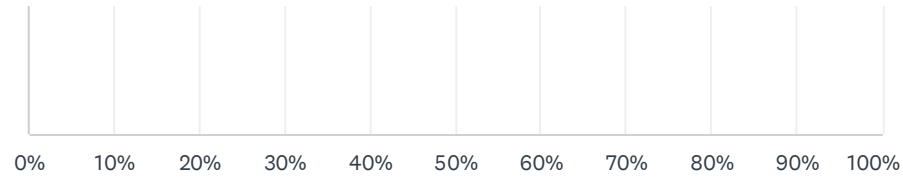
■ Very good
 ■ Good
 ■ Satisfactory
 ■ Requires i...

	VERY GOOD	GOOD	SATISFACTORY	REQUIRES IMPROVEMENT	TOTAL	WEIGHTED AVERAGE
Presentation	84.62% 22	15.38% 4	0.00% 0	0.00% 0	26	1.15
Time management	76.92% 20	23.08% 6	0.00% 0	0.00% 0	26	1.23
Documentation	92.31% 24	7.69% 2	0.00% 0	0.00% 0	26	1.08
Content	84.62% 22	15.38% 4	0.00% 0	0.00% 0	26	1.15
Topic's relevance	88.46% 23	11.54% 3	0.00% 0	0.00% 0	26	1.12

Q7 Week 2 module 1: Epidemiological methods II

Answered: 26 Skipped: 1



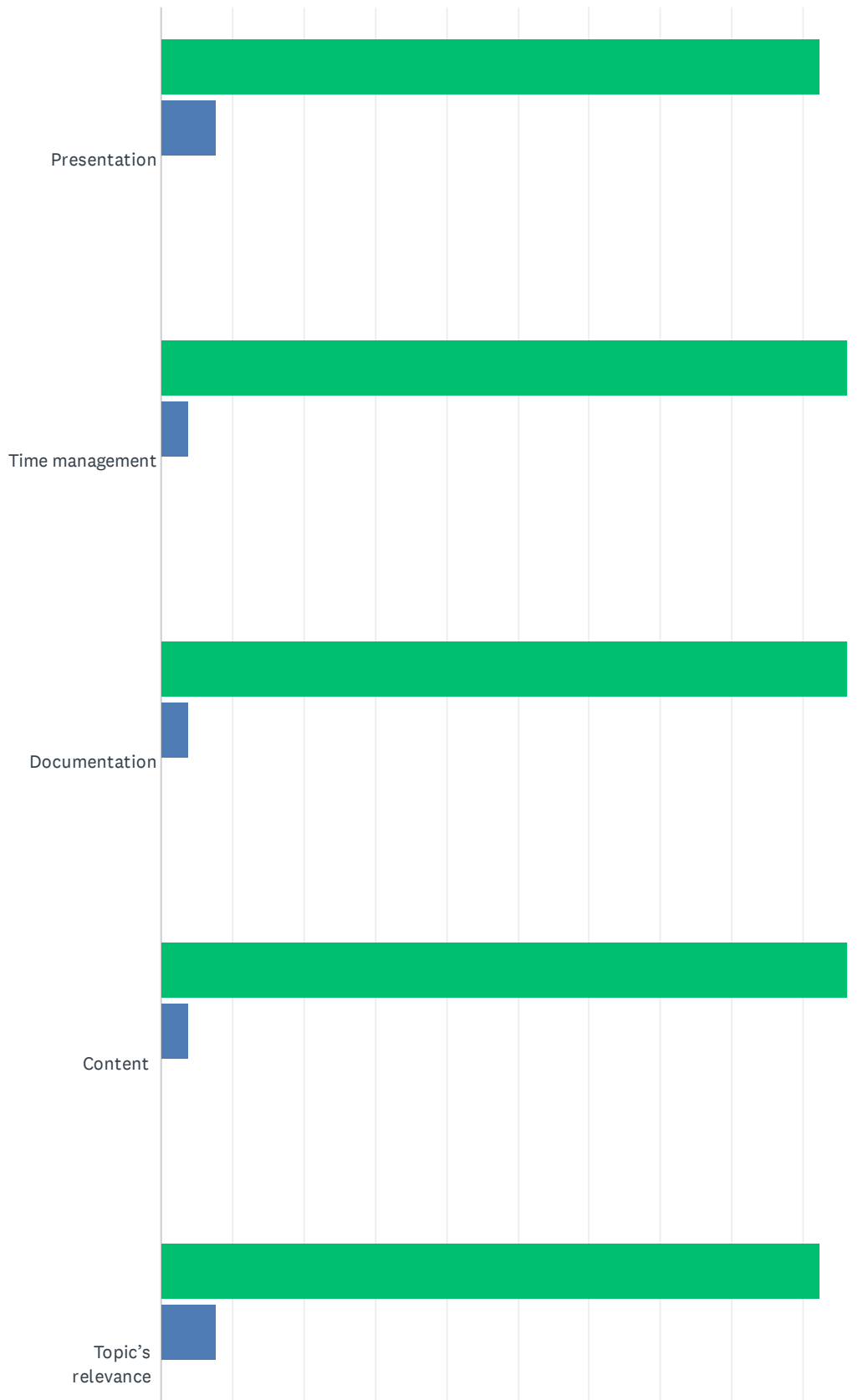


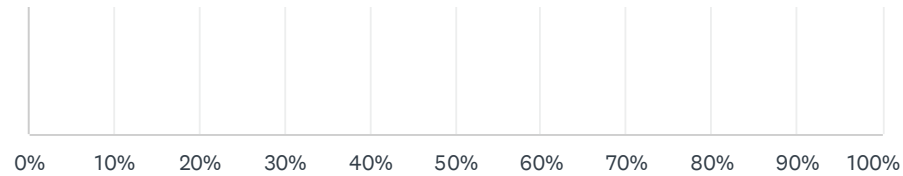
■ Very good
 ■ Good
 ■ Satisfactory
 ■ Requires i...

	VERY GOOD	GOOD	SATISFACTORY	REQUIRES IMPROVEMENT	TOTAL	WEIGHTED AVERAGE
Presentation	65.38% 17	30.77% 8	3.85% 1	0.00% 0	26	1.38
Time management	73.08% 19	26.92% 7	0.00% 0	0.00% 0	26	1.27
Documentation	80.77% 21	19.23% 5	0.00% 0	0.00% 0	26	1.19
Content	73.08% 19	26.92% 7	0.00% 0	0.00% 0	26	1.27
Topic's relevance	73.08% 19	26.92% 7	0.00% 0	0.00% 0	26	1.27

Q9 Week 2 module 2: Statistical methods in epidemiology II

Answered: 26 Skipped: 1



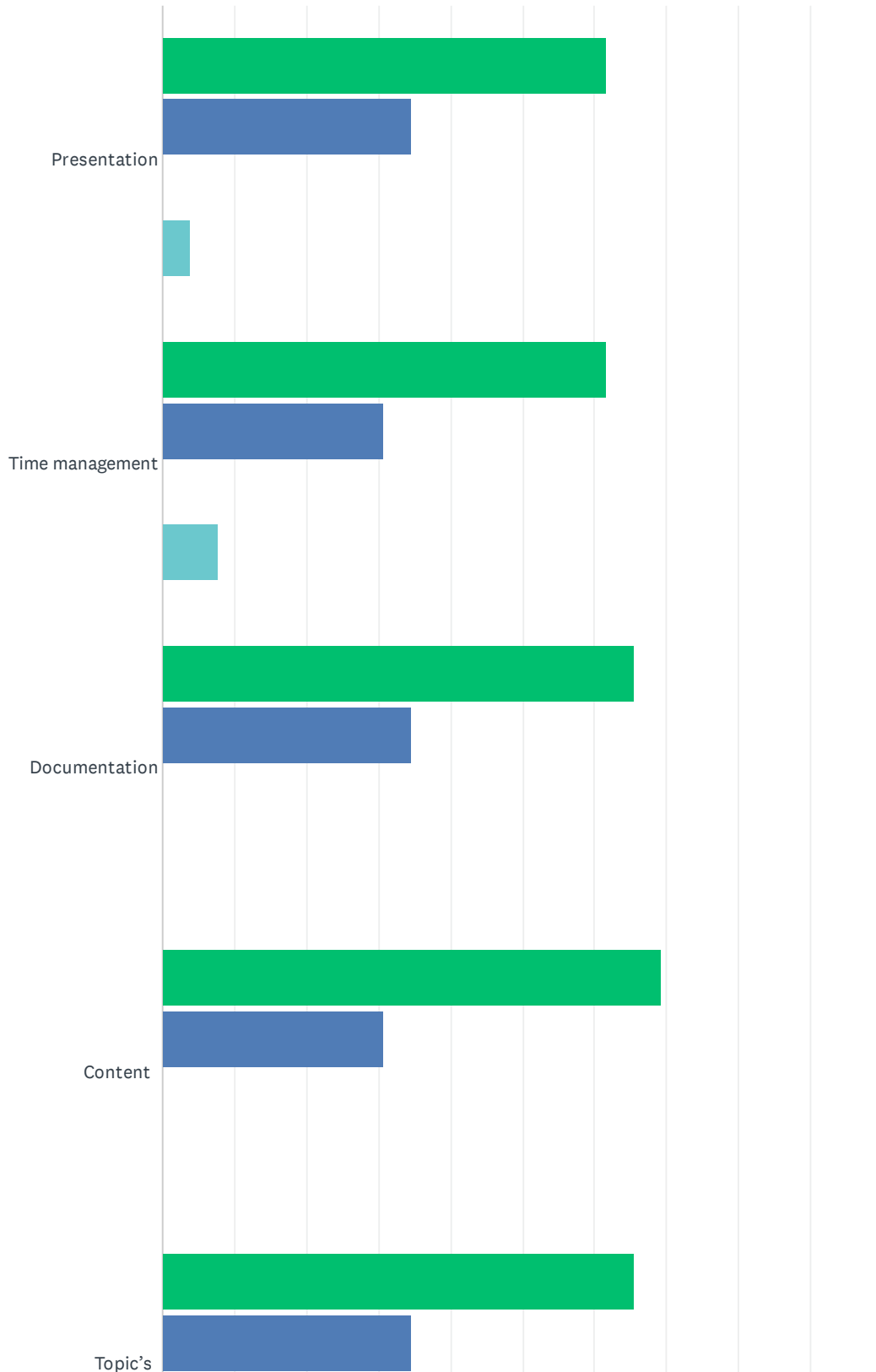


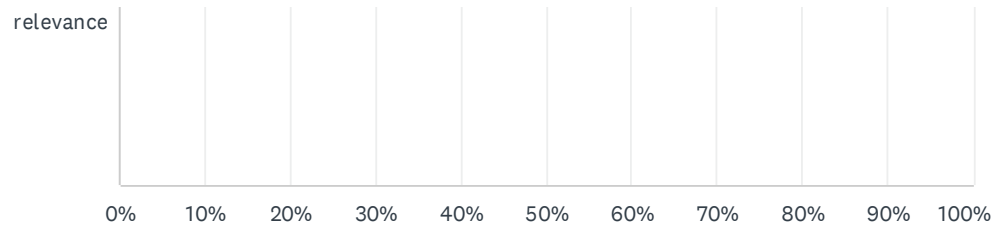
■ Very good
 ■ Good
 ■ Satisfactory
 ■ Requires i...

	VERY GOOD	GOOD	SATISFACTORY	REQUIRES IMPROVEMENT	TOTAL	WEIGHTED AVERAGE
Presentation	92.31% 24	7.69% 2	0.00% 0	0.00% 0	26	1.08
Time management	96.15% 25	3.85% 1	0.00% 0	0.00% 0	26	1.04
Documentation	96.15% 25	3.85% 1	0.00% 0	0.00% 0	26	1.04
Content	96.15% 25	3.85% 1	0.00% 0	0.00% 0	26	1.04
Topic's relevance	92.31% 24	7.69% 2	0.00% 0	0.00% 0	26	1.08

Q11 Week 2 module 3: Computer analysis of a case-control study of bladder cancer

Answered: 26 Skipped: 1



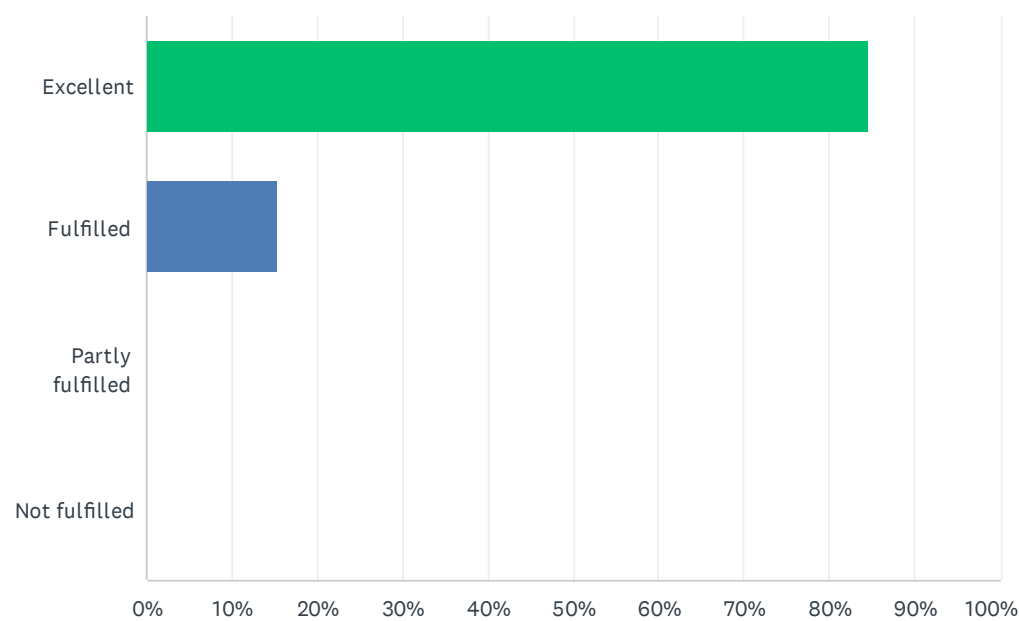


■ Very good
 ■ Good
 ■ Satisfactory
 ■ Requires i...

	VERY GOOD	GOOD	SATISFACTORY	REQUIRES IMPROVEMENT	TOTAL	WEIGHTED AVERAGE
Presentation	61.54% 16	34.62% 9	0.00% 0	3.85% 1	26	1.46
Time management	61.54% 16	30.77% 8	0.00% 0	7.69% 2	26	1.54
Documentation	65.38% 17	34.62% 9	0.00% 0	0.00% 0	26	1.35
Content	69.23% 18	30.77% 8	0.00% 0	0.00% 0	26	1.31
Topic's relevance	65.38% 17	34.62% 9	0.00% 0	0.00% 0	26	1.35

Q13 Overall, the 1-2 weeks course met my expectations

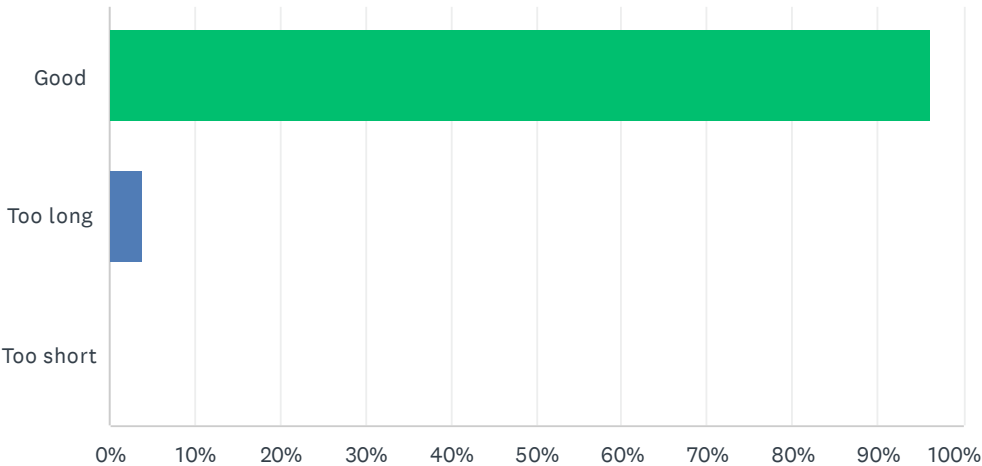
Answered: 26 Skipped: 1



ANSWER CHOICES		RESPONSES	
Excellent		84.62%	22
Fulfilled		15.38%	4
Partly fulfilled		0.00%	0
Not fulfilled		0.00%	0
TOTAL			26

Q15 Time for questions or discussions was

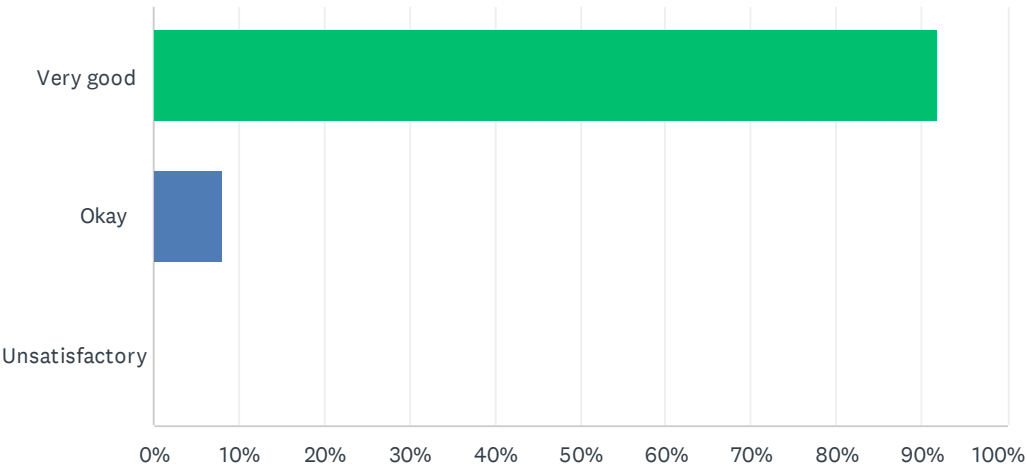
Answered: 26 Skipped: 1



ANSWER CHOICES		RESPONSES	
Good		96.15%	25
Too long		3.85%	1
Too short		0.00%	0
TOTAL			26

Q17 Material and documentation in general is

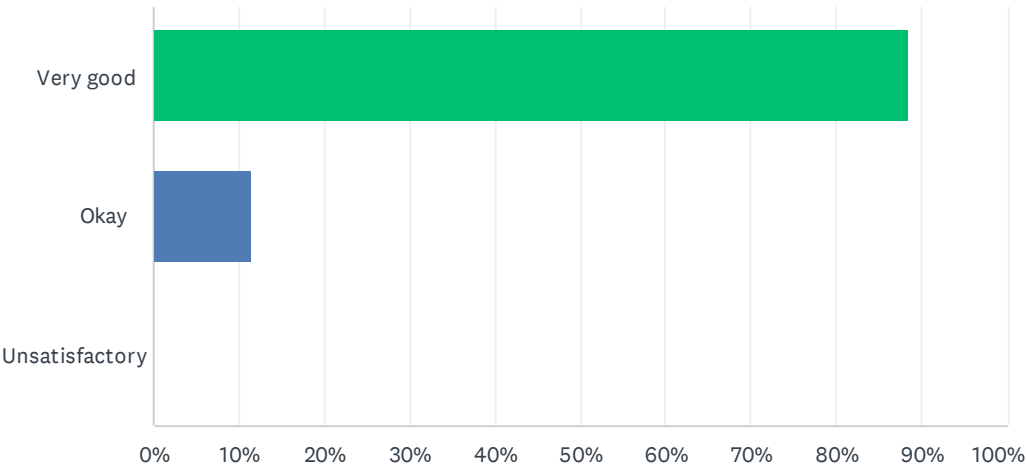
Answered: 25 Skipped: 2



ANSWER CHOICES		RESPONSES	
Very good		92.00%	23
Okay		8.00%	2
Unsatisfactory		0.00%	0
TOTAL			25

Q19 The practical organisation of the course and venue was

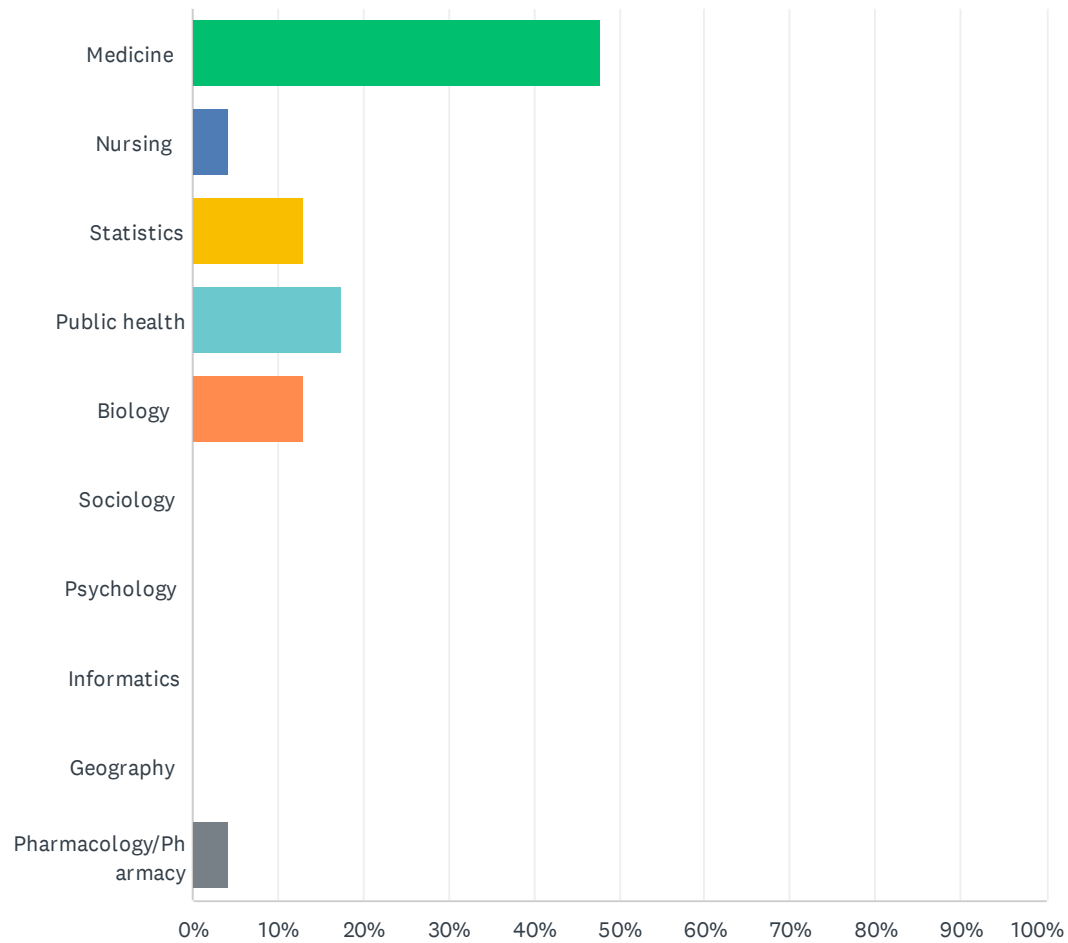
Answered: 26 Skipped: 1



ANSWER CHOICES		RESPONSES	
Very good		88.46%	23
Okay		11.54%	3
Unsatisfactory		0.00%	0
TOTAL			26

Q21 Your main basic training was in

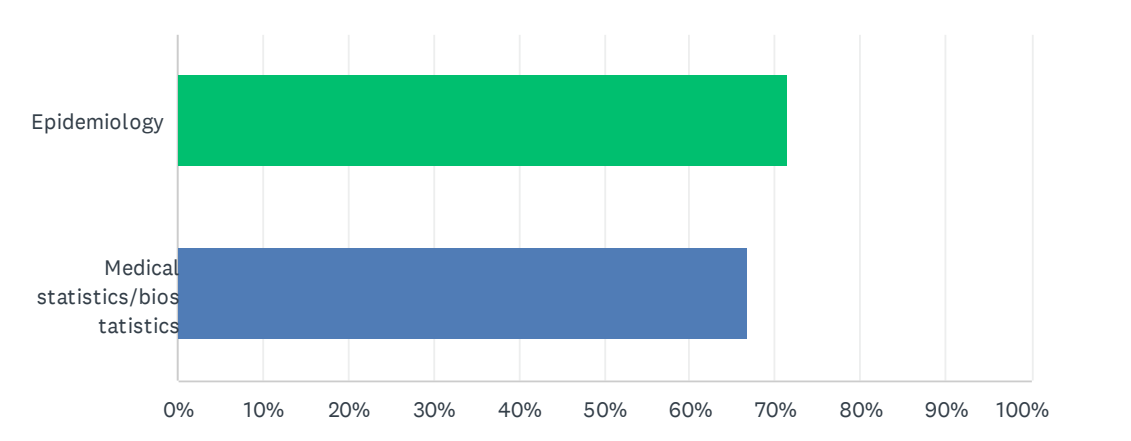
Answered: 23 Skipped: 4



ANSWER CHOICES	RESPONSES	
Medicine	47.83%	11
Nursing	4.35%	1
Statistics	13.04%	3
Public health	17.39%	4
Biology	13.04%	3
Sociology	0.00%	0
Psychology	0.00%	0
Informatics	0.00%	0
Geography	0.00%	0
Pharmacology/Pharmacy	4.35%	1
TOTAL		23

Q22 Have you previously followed courses in

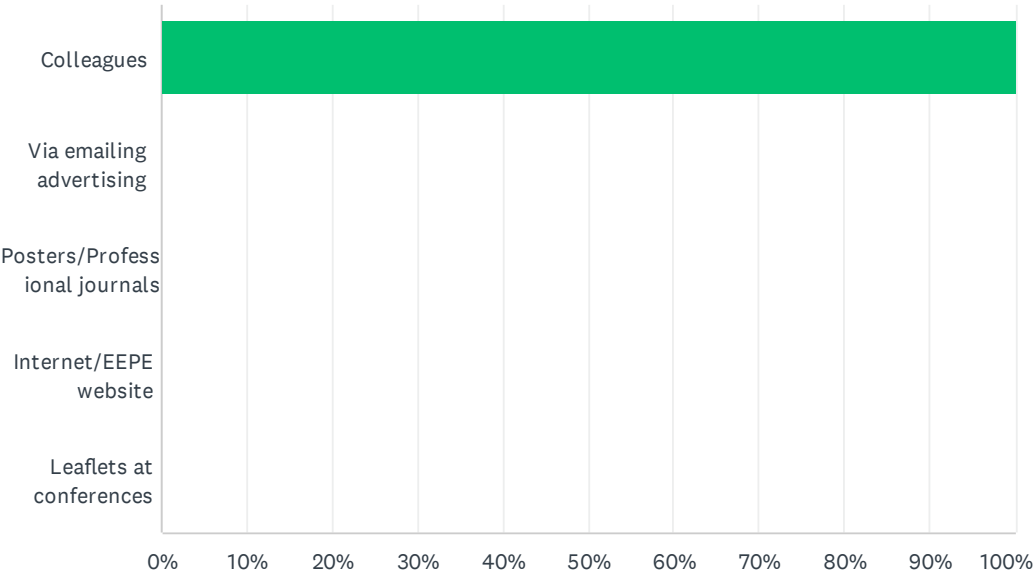
Answered: 21 Skipped: 6



ANSWER CHOICES	RESPONSES	
Epidemiology	71.43%	15
Medical statistics/biostatistics	66.67%	14
Total Respondents: 21		

Q23 You have learnt of this course through

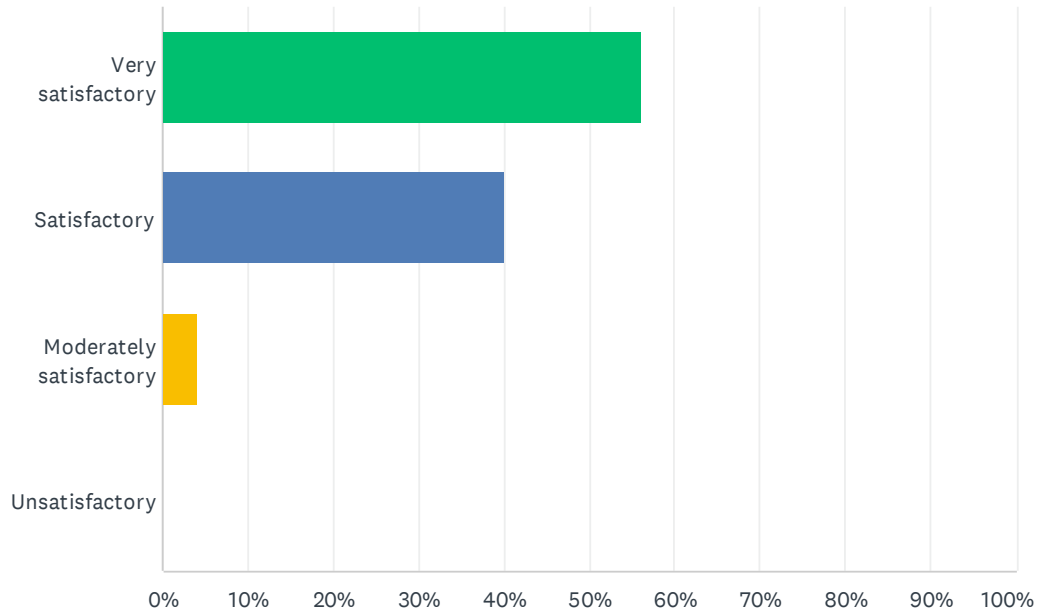
Answered: 26 Skipped: 1



ANSWER CHOICES	RESPONSES	
Colleagues	100.00%	26
Via emailing advertising	0.00%	0
Posters/Professional journals	0.00%	0
Internet/EEPE website	0.00%	0
Leaflets at conferences	0.00%	0
TOTAL		26

Q24 Were you satisfied with the residential set-up and general organisation in Centro Studi (rooms, service of various kind, etc)

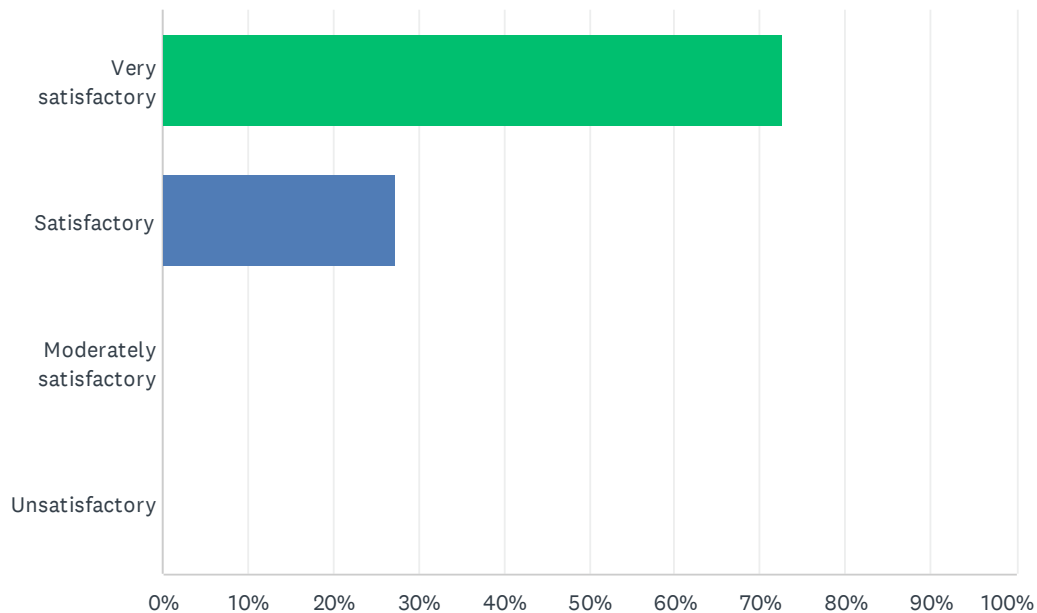
Answered: 25 Skipped: 2



ANSWER CHOICES	RESPONSES	
Very satisfactory	56.00%	14
Satisfactory	40.00%	10
Moderately satisfactory	4.00%	1
Unsatisfactory	0.00%	0
TOTAL		25

Q26 Were you satisfied with the residential set-up and general organisation in Villa la Stella (rooms, breakfast, service of various kind, etc)

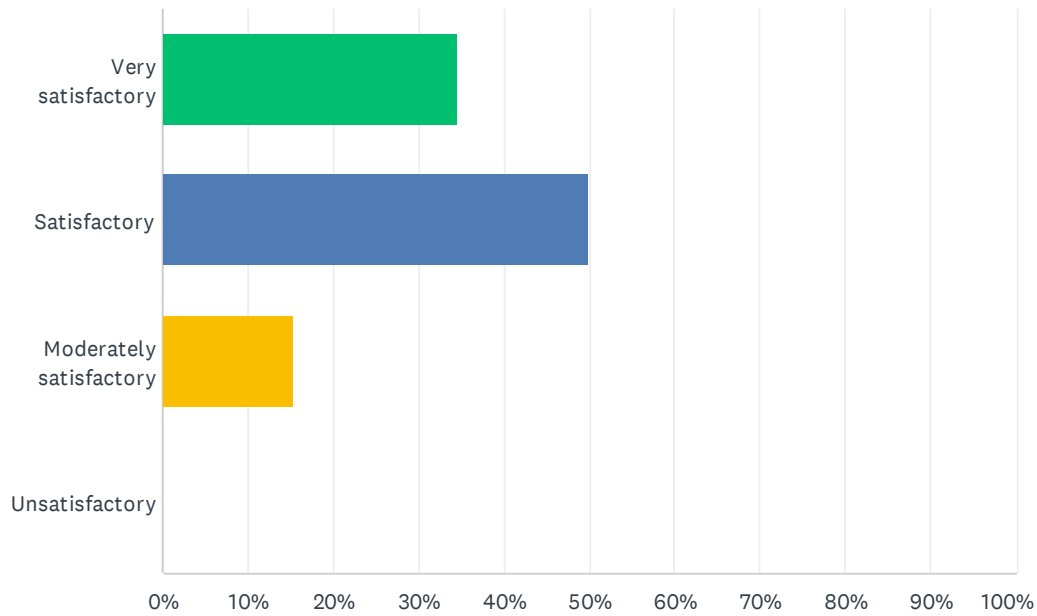
Answered: 11 Skipped: 16



ANSWER CHOICES	RESPONSES	
Very satisfactory	72.73%	8
Satisfactory	27.27%	3
Moderately satisfactory	0.00%	0
Unsatisfactory	0.00%	0
TOTAL		11

Q28 Were you satisfied with the restaurant at Centro Studi

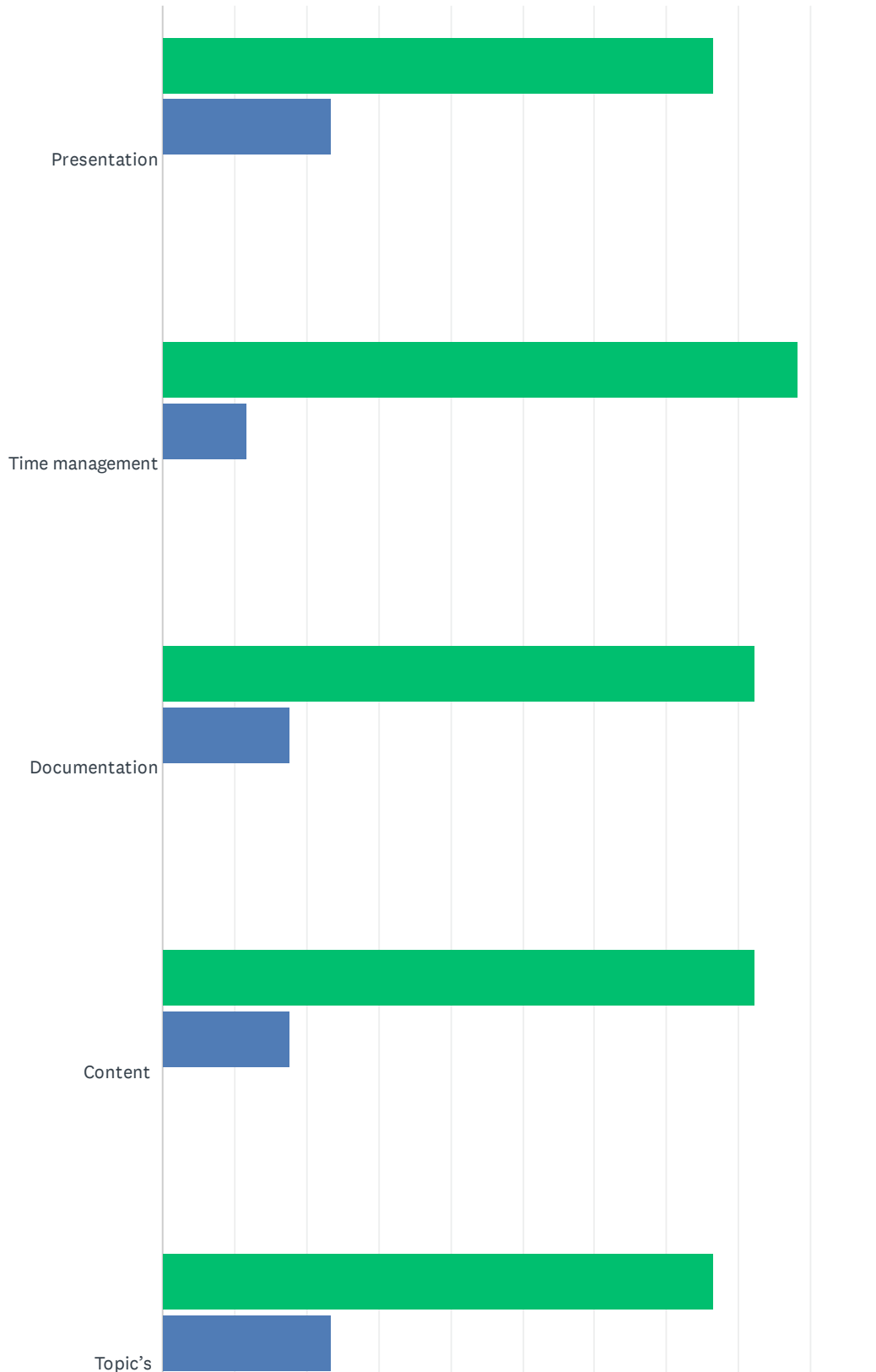
Answered: 26 Skipped: 1

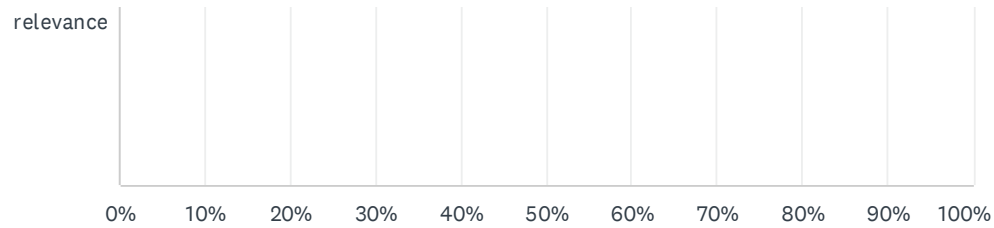


ANSWER CHOICES	RESPONSES	
Very satisfactory	34.62%	9
Satisfactory	50.00%	13
Moderately satisfactory	15.38%	4
Unsatisfactory	0.00%	0
TOTAL		26

Q1 Week 3: parallel morning module: Advanced topics in statistics (Per Kragh Andersen, Corrado Lagazio, Michela Baccini)

Answered: 17 Skipped: 20



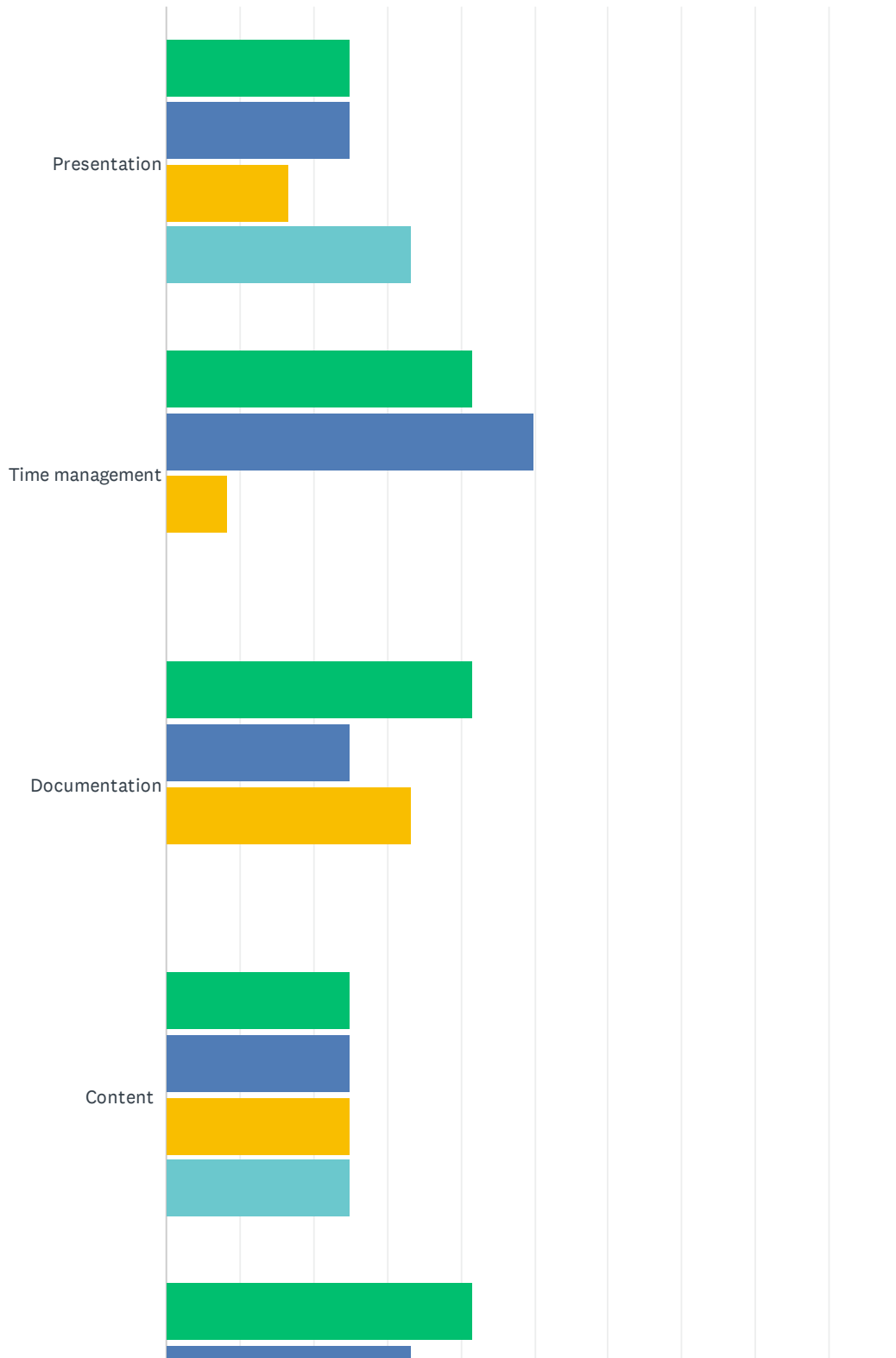


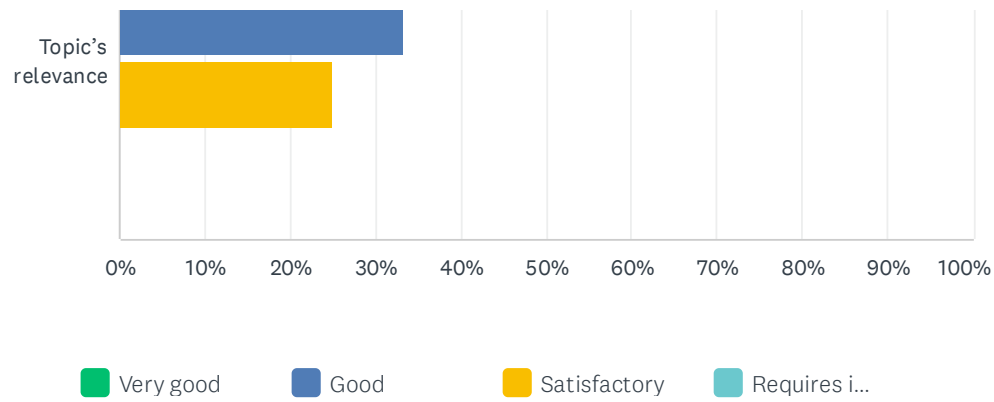
■ Very good
 ■ Good
 ■ Satisfactory
 ■ Requires i...

	VERY GOOD	GOOD	SATISFACTORY	REQUIRES IMPROVEMENT	TOTAL	WEIGHTED AVERAGE
Presentation	76.47% 13	23.53% 4	0.00% 0	0.00% 0	17	1.24
Time management	88.24% 15	11.76% 2	0.00% 0	0.00% 0	17	1.12
Documentation	82.35% 14	17.65% 3	0.00% 0	0.00% 0	17	1.18
Content	82.35% 14	17.65% 3	0.00% 0	0.00% 0	17	1.18
Topic's relevance	76.47% 13	23.53% 4	0.00% 0	0.00% 0	17	1.24

Q3 Week 3: parallel afternoon module: Advanced topics in epidemiology:
methods to deal with unobserved information in epidemiological studies
(Irene Petersen, Henrik Støvring)

Answered: 12 Skipped: 25

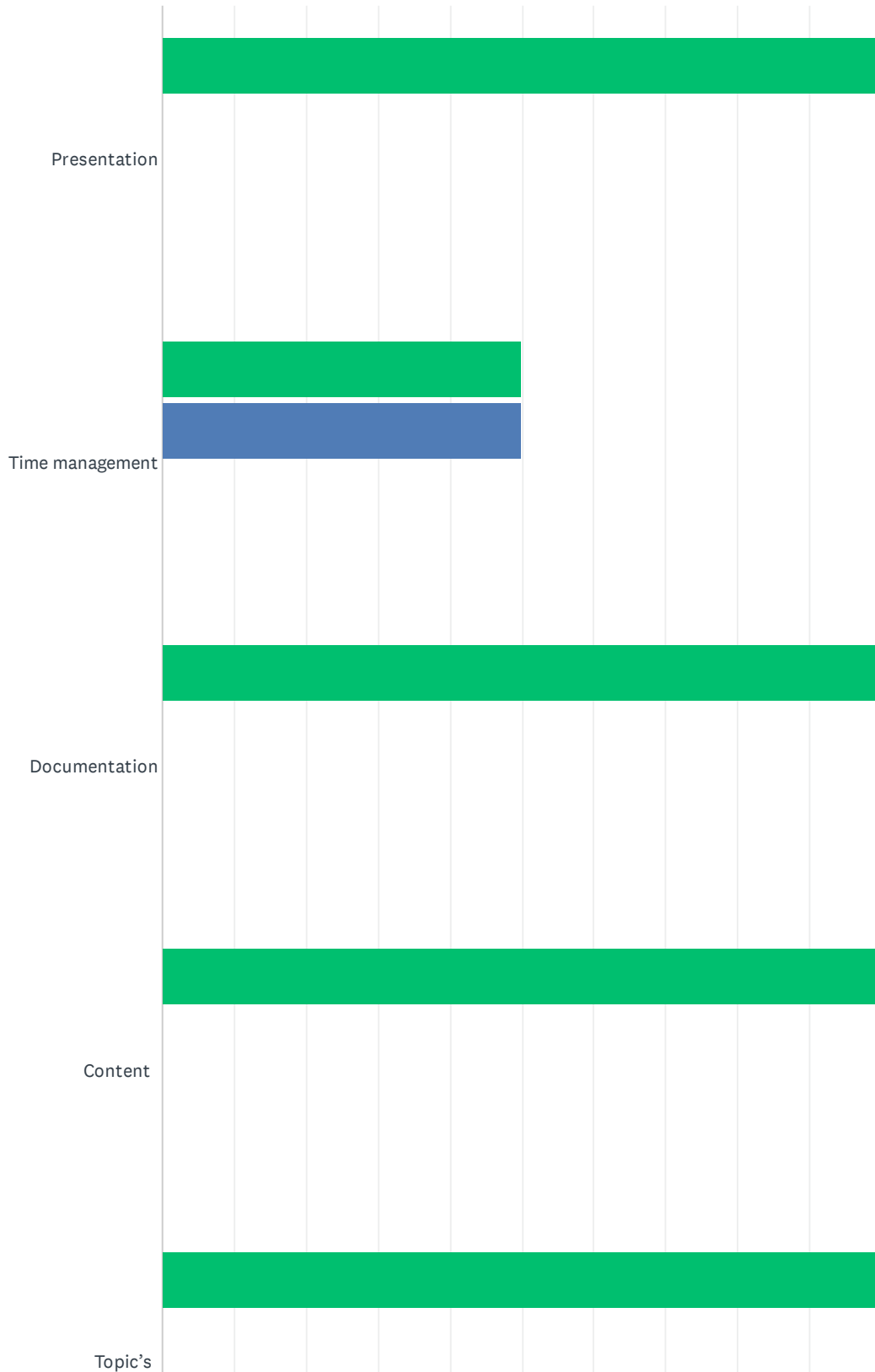


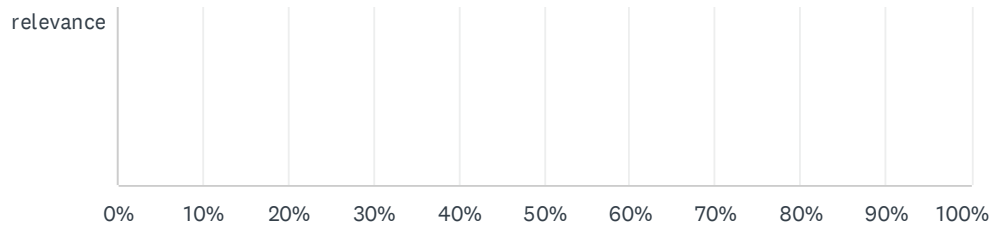


	VERY GOOD	GOOD	SATISFACTORY	REQUIRES IMPROVEMENT	TOTAL	WEIGHTED AVERAGE
Presentation	25.00% 3	25.00% 3	16.67% 2	33.33% 4	12	2.58
Time management	41.67% 5	50.00% 6	8.33% 1	0.00% 0	12	1.67
Documentation	41.67% 5	25.00% 3	33.33% 4	0.00% 0	12	1.92
Content	25.00% 3	25.00% 3	25.00% 3	25.00% 3	12	2.50
Topic's relevance	41.67% 5	33.33% 4	25.00% 3	0.00% 0	12	1.83

Q5 Week 3: parallel morning module: Applied epidemiology: environmental epidemiology (Martine Vrijheid, Cathryn Tonne)

Answered: 2 Skipped: 35



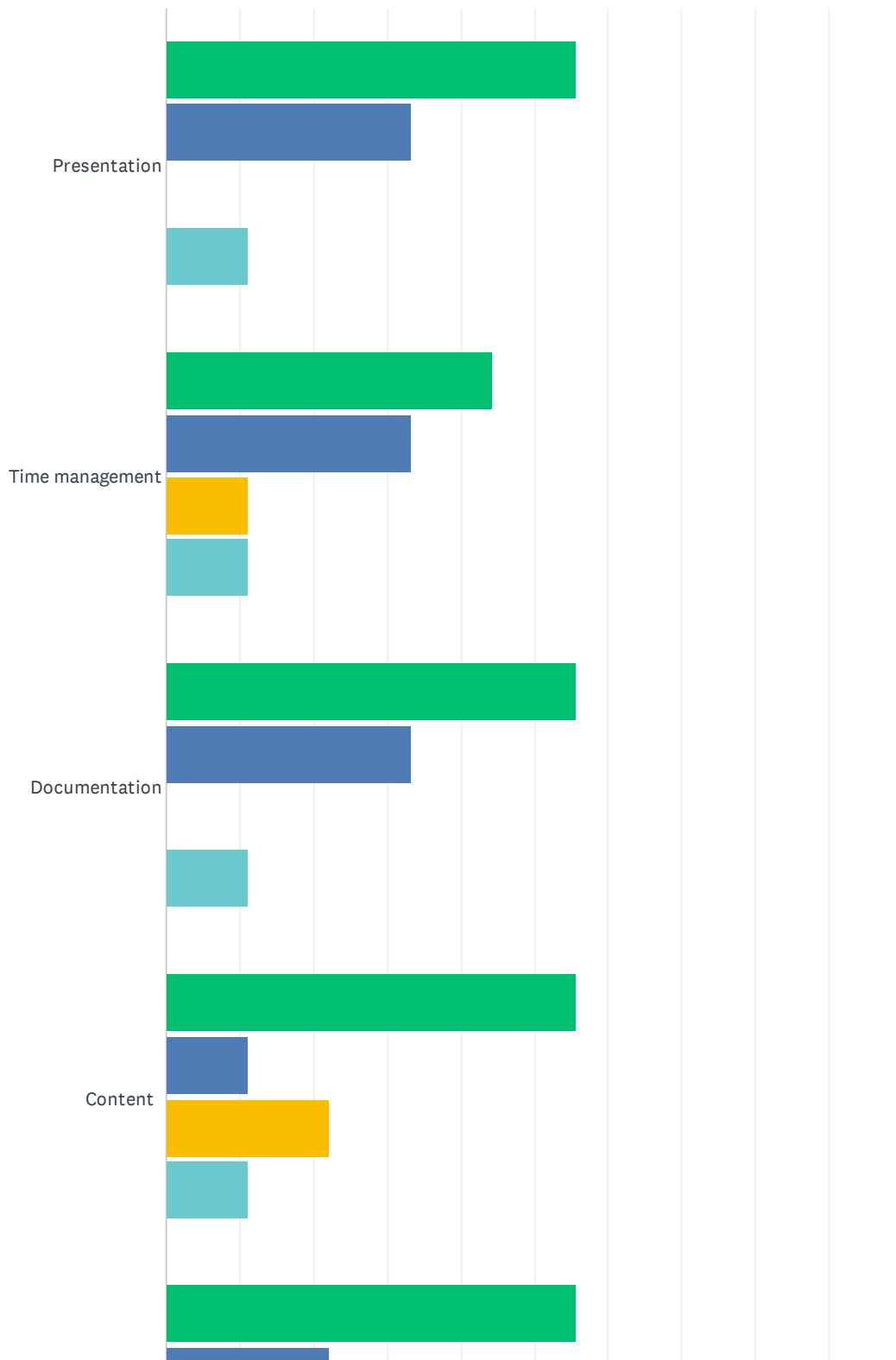


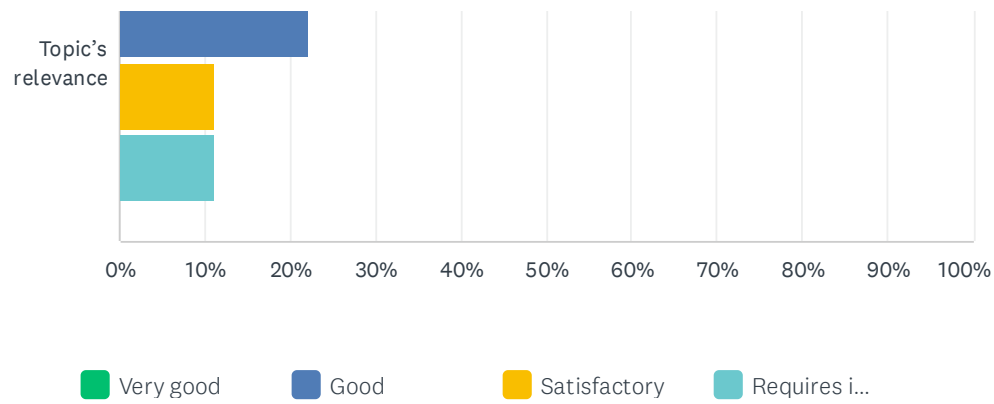
Very good Good Satisfactory Requires i...

	VERY GOOD	GOOD	SATISFACTORY	REQUIRES IMPROVEMENT	TOTAL	WEIGHTED AVERAGE
Presentation	100.00% 2	0.00% 0	0.00% 0	0.00% 0	2	1.00
Time management	50.00% 1	50.00% 1	0.00% 0	0.00% 0	2	1.50
Documentation	100.00% 2	0.00% 0	0.00% 0	0.00% 0	2	1.00
Content	100.00% 2	0.00% 0	0.00% 0	0.00% 0	2	1.00
Topic's relevance	100.00% 2	0.00% 0	0.00% 0	0.00% 0	2	1.00

Q7 Week 3: parallel morning module: Epidemiology and public health: from the epidemiology of risk to public health action: the burden of disease and health impact assessment (Gillian Levine, Andrea Farnham)

Answered: 9 Skipped: 28

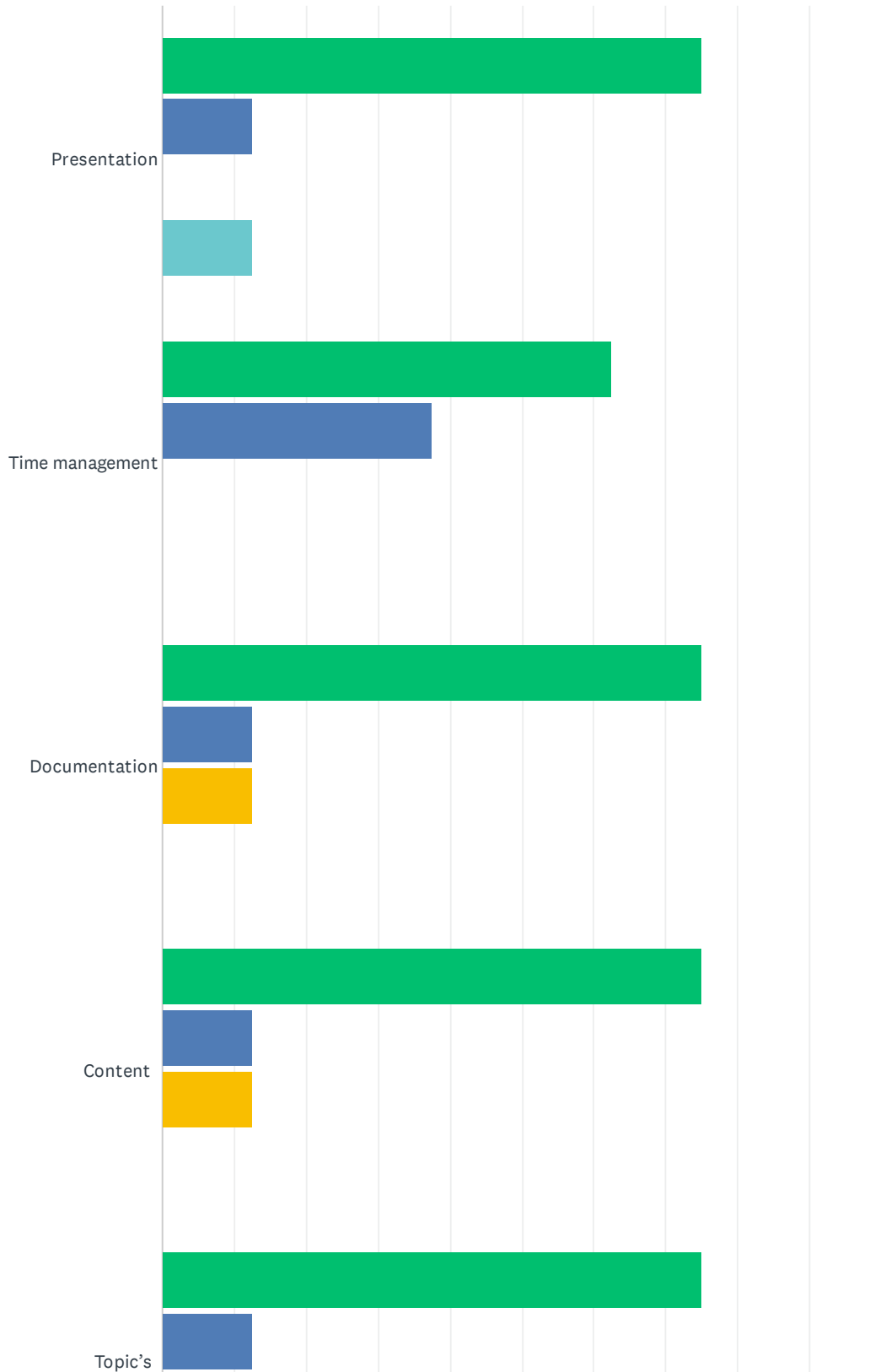


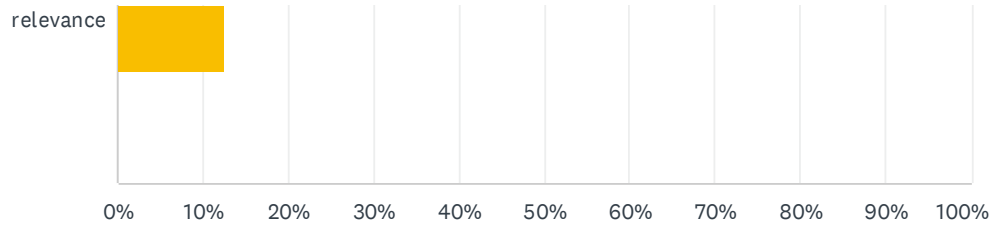


	VERY GOOD	GOOD	SATISFACTORY	REQUIRES IMPROVEMENT	TOTAL	WEIGHTED AVERAGE
Presentation	55.56% 5	33.33% 3	0.00% 0	11.11% 1	9	1.67
Time management	44.44% 4	33.33% 3	11.11% 1	11.11% 1	9	1.89
Documentation	55.56% 5	33.33% 3	0.00% 0	11.11% 1	9	1.67
Content	55.56% 5	11.11% 1	22.22% 2	11.11% 1	9	1.89
Topic's relevance	55.56% 5	22.22% 2	11.11% 1	11.11% 1	9	1.78

Q9 Week 3: parallel afternoon module: Applied epidemiology: the evaluation of medical tests (Patrick M. Bossuyt, Ewout Steyerberg)

Answered: 8 Skipped: 29



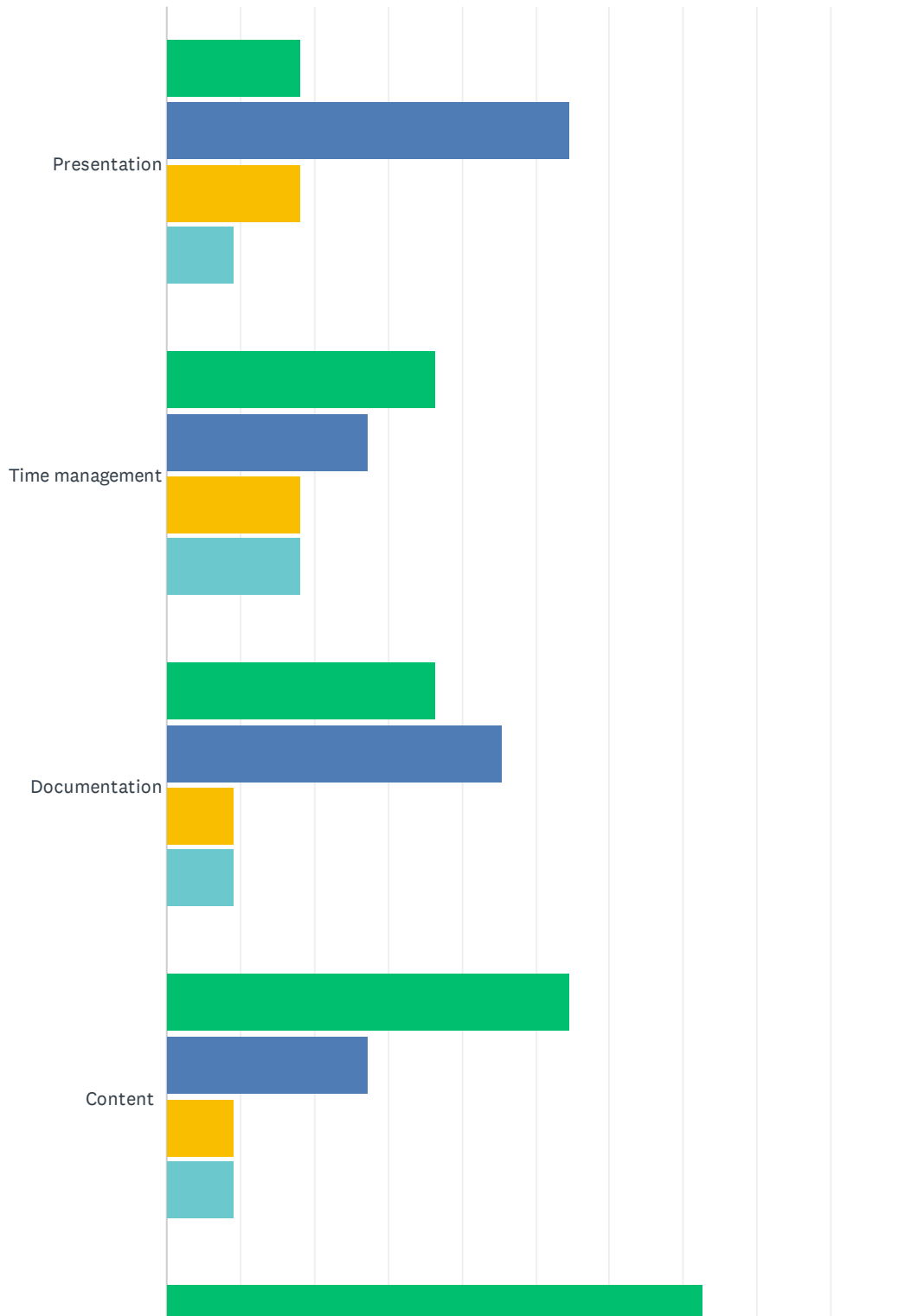


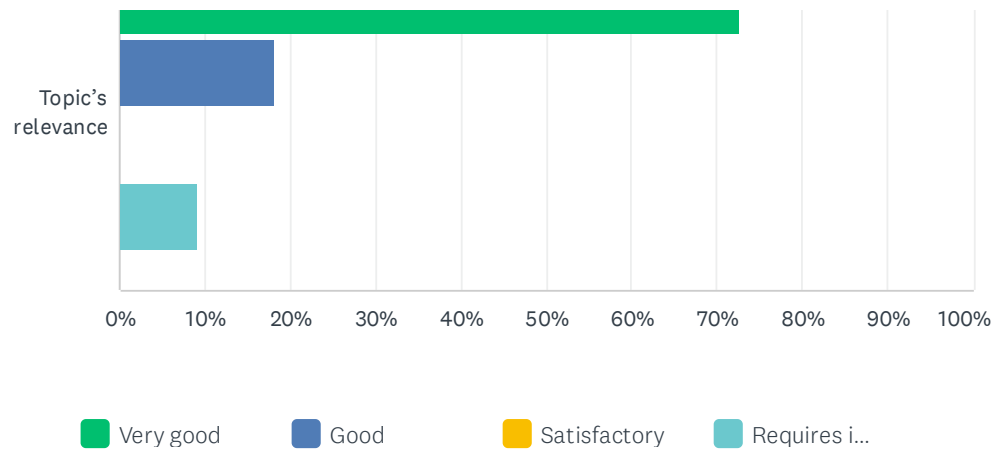
■ Very good
 ■ Good
 ■ Satisfactory
 ■ Requires i...

	VERY GOOD	GOOD	SATISFACTORY	REQUIRES IMPROVEMENT	TOTAL	WEIGHTED AVERAGE
Presentation	75.00% 6	12.50% 1	0.00% 0	12.50% 1	8	1.50
Time management	62.50% 5	37.50% 3	0.00% 0	0.00% 0	8	1.38
Documentation	75.00% 6	12.50% 1	12.50% 1	0.00% 0	8	1.38
Content	75.00% 6	12.50% 1	12.50% 1	0.00% 0	8	1.38
Topic's relevance	75.00% 6	12.50% 1	12.50% 1	0.00% 0	8	1.38

**Q11 Week 3: parallel morning module: Advanced topics in epidemiology:
Within sibling designs, negative controls, Mendelian randomization and
other instrumental variable approaches, target trial emulation, and
triangulation (Deborah Lawlor, Carolina Borges)**

Answered: 11 Skipped: 26

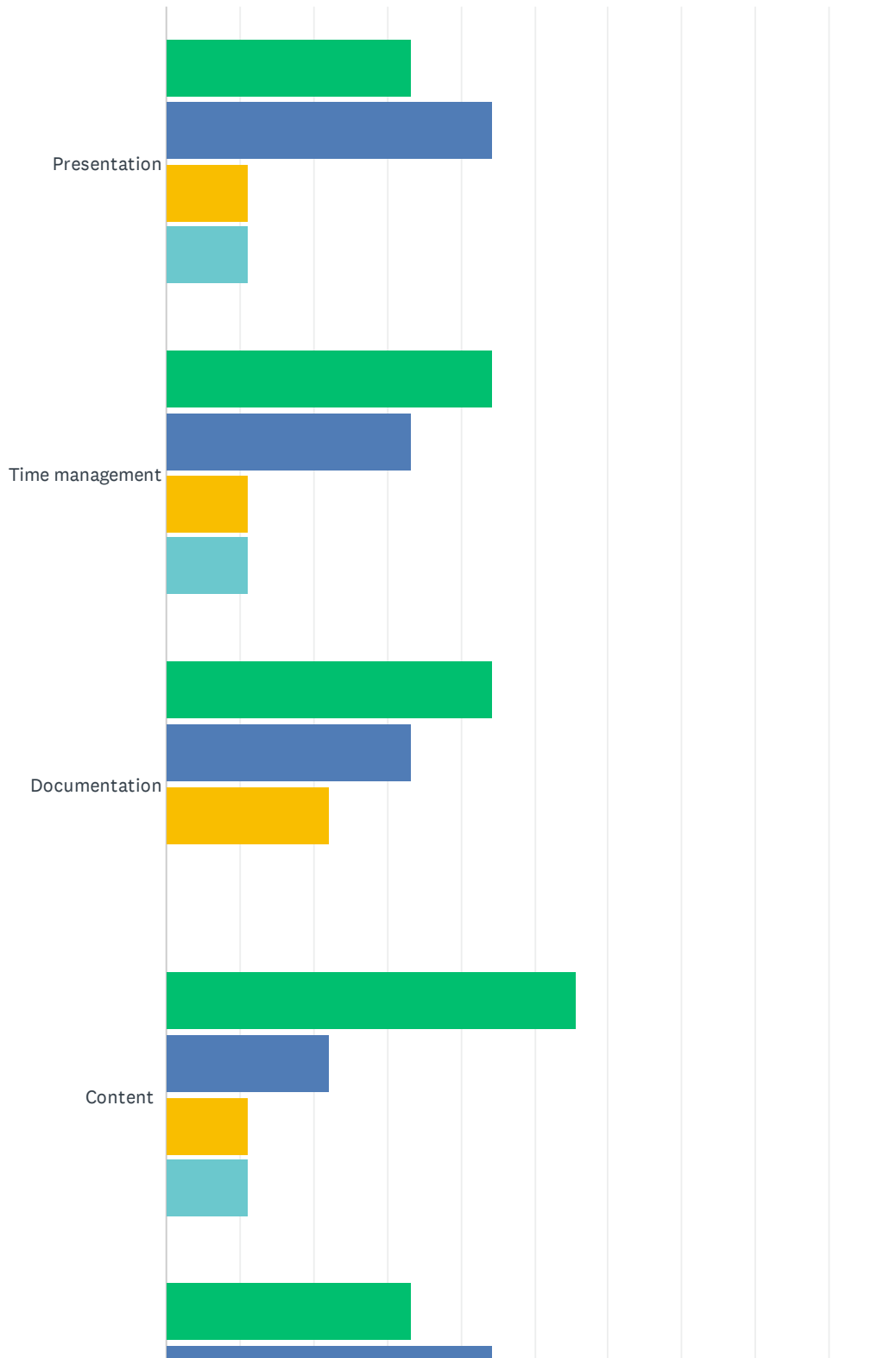


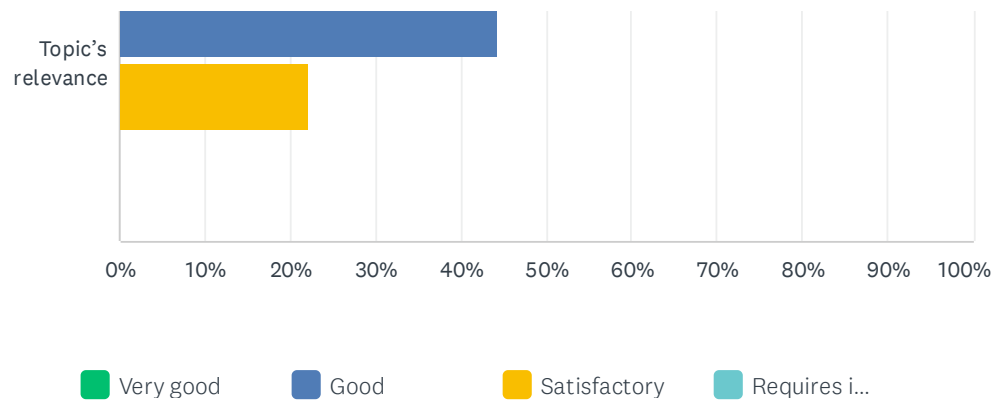


	VERY GOOD	GOOD	SATISFACTORY	REQUIRES IMPROVEMENT	TOTAL	WEIGHTED AVERAGE
Presentation	18.18% 2	54.55% 6	18.18% 2	9.09% 1	11	2.18
Time management	36.36% 4	27.27% 3	18.18% 2	18.18% 2	11	2.18
Documentation	36.36% 4	45.45% 5	9.09% 1	9.09% 1	11	1.91
Content	54.55% 6	27.27% 3	9.09% 1	9.09% 1	11	1.73
Topic's relevance	72.73% 8	18.18% 2	0.00% 0	9.09% 1	11	1.45

Q13 Week 3: parallel afternoon module: Epidemiology and public health: principles of prevention in the precision medicine Big Data and Covid-19 time (Rodolfo Saracci, Maja Popovic)

Answered: 9 Skipped: 28

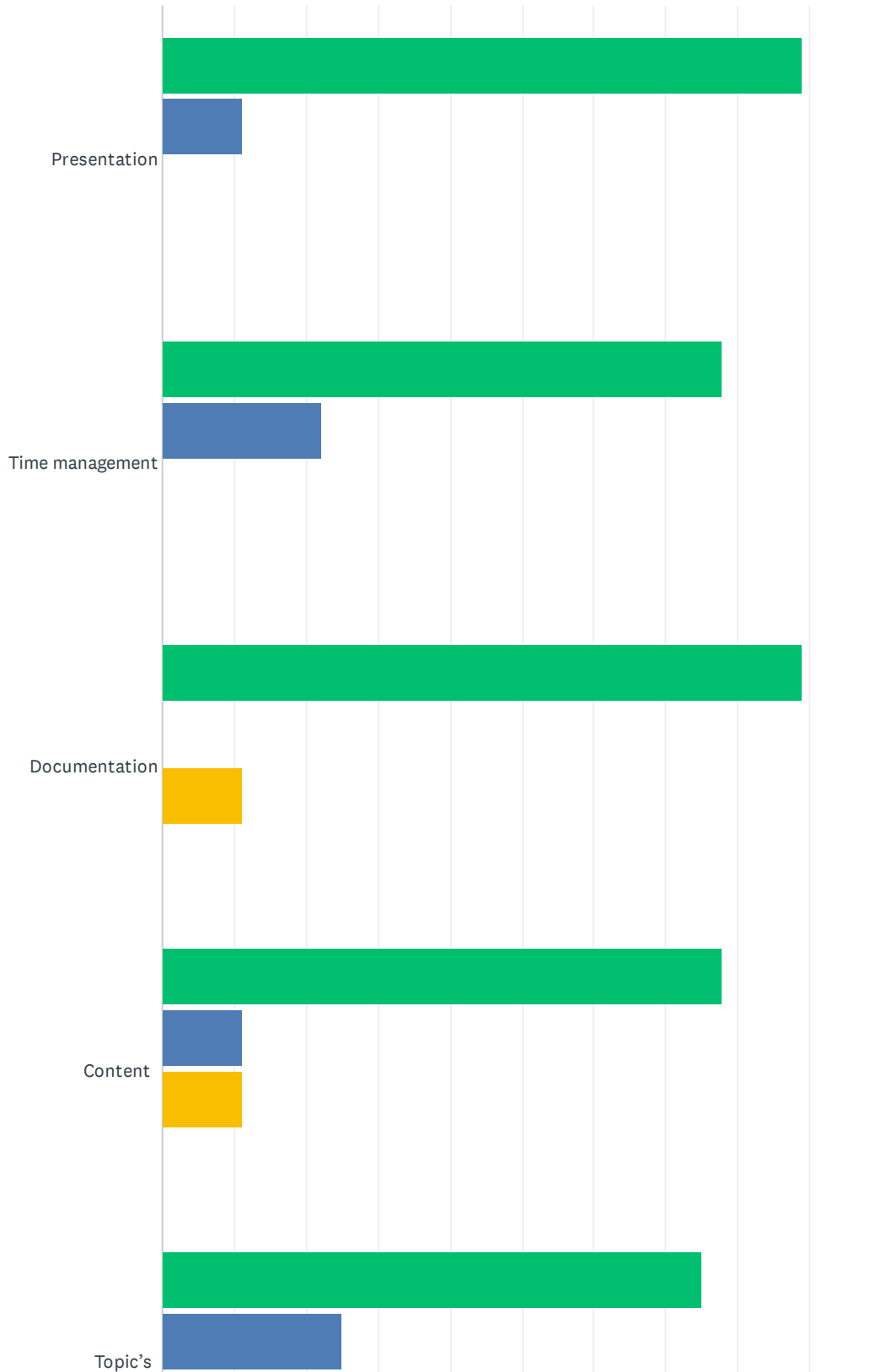


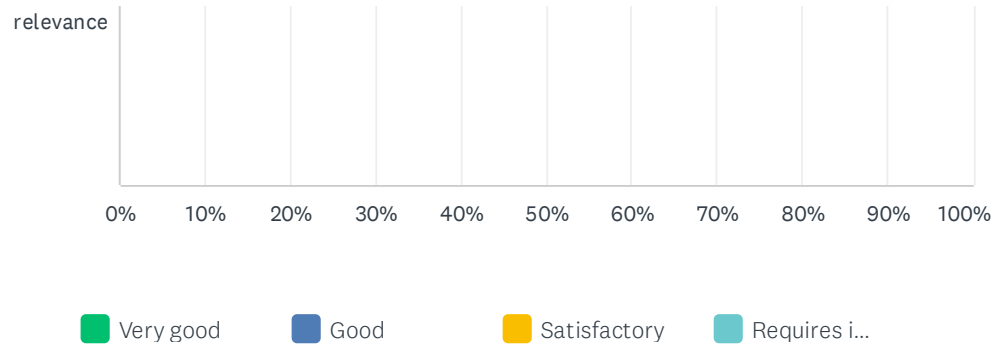


	VERY GOOD	GOOD	SATISFACTORY	REQUIRES IMPROVEMENT	TOTAL	WEIGHTED AVERAGE
Presentation	33.33% 3	44.44% 4	11.11% 1	11.11% 1	9	2.00
Time management	44.44% 4	33.33% 3	11.11% 1	11.11% 1	9	1.89
Documentation	44.44% 4	33.33% 3	22.22% 2	0.00% 0	9	1.78
Content	55.56% 5	22.22% 2	11.11% 1	11.11% 1	9	1.78
Topic's relevance	33.33% 3	44.44% 4	22.22% 2	0.00% 0	9	1.89

Q15 Week 3: parallel afternoon module: Infectious disease epidemiology (Tyra Grove Krause, Steen Ethelberg)

Answered: 9 Skipped: 28

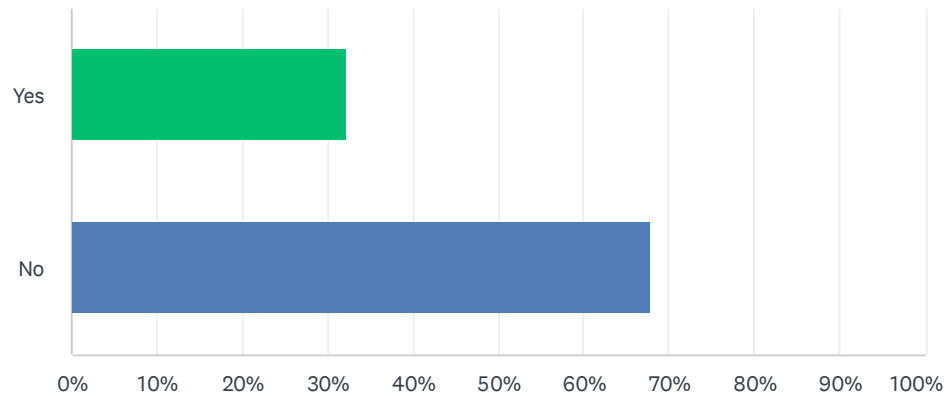




	VERY GOOD	GOOD	SATISFACTORY	REQUIRES IMPROVEMENT	TOTAL	WEIGHTED AVERAGE
Presentation	88.89% 8	11.11% 1	0.00% 0	0.00% 0	9	1.11
Time management	77.78% 7	22.22% 2	0.00% 0	0.00% 0	9	1.22
Documentation	88.89% 8	0.00% 0	11.11% 1	0.00% 0	9	1.22
Content	77.78% 7	11.11% 1	11.11% 1	0.00% 0	9	1.33
Topic's relevance	75.00% 6	25.00% 2	0.00% 0	0.00% 0	8	1.25

Q17 Would you organize the week 3 modules in a different way?

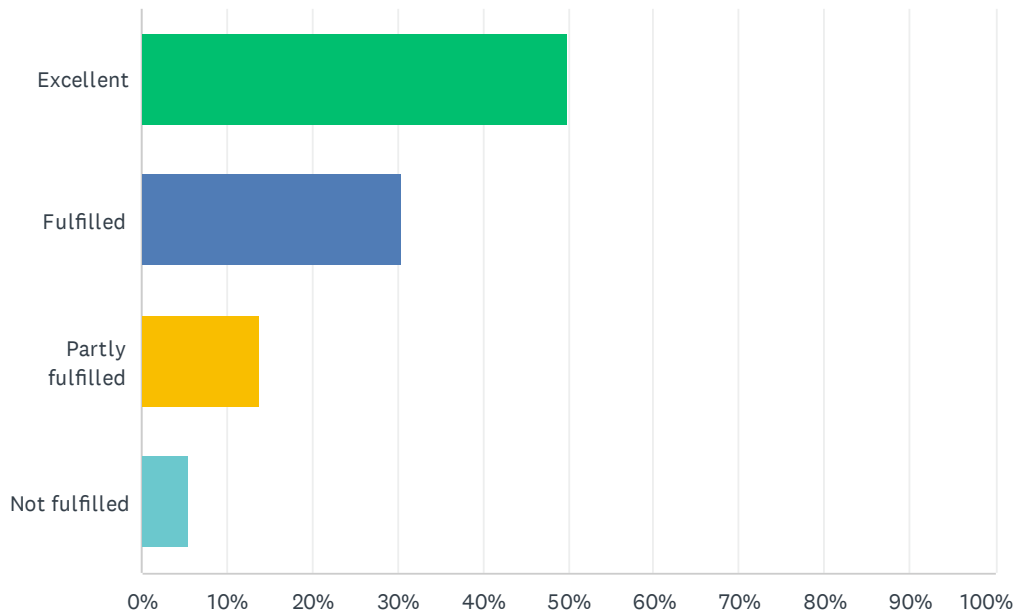
Answered: 31 Skipped: 6



ANSWER CHOICES	RESPONSES	
Yes	32.26%	10
No	67.74%	21
TOTAL		31

Q19 Overall, the 3-week course met my expectations

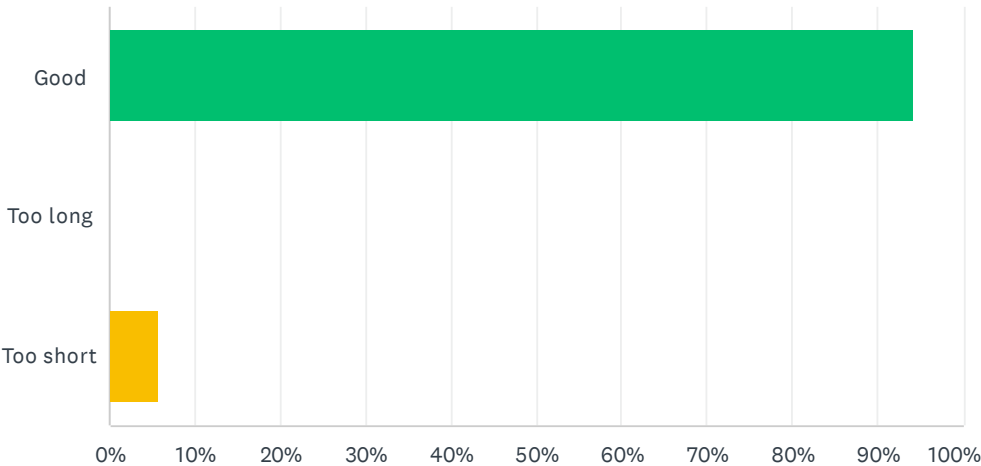
Answered: 36 Skipped: 1



ANSWER CHOICES	RESPONSES	
Excellent	50.00%	18
Fulfilled	30.56%	11
Partly fulfilled	13.89%	5
Not fulfilled	5.56%	2
TOTAL		36

Q21 Time for questions or discussions was

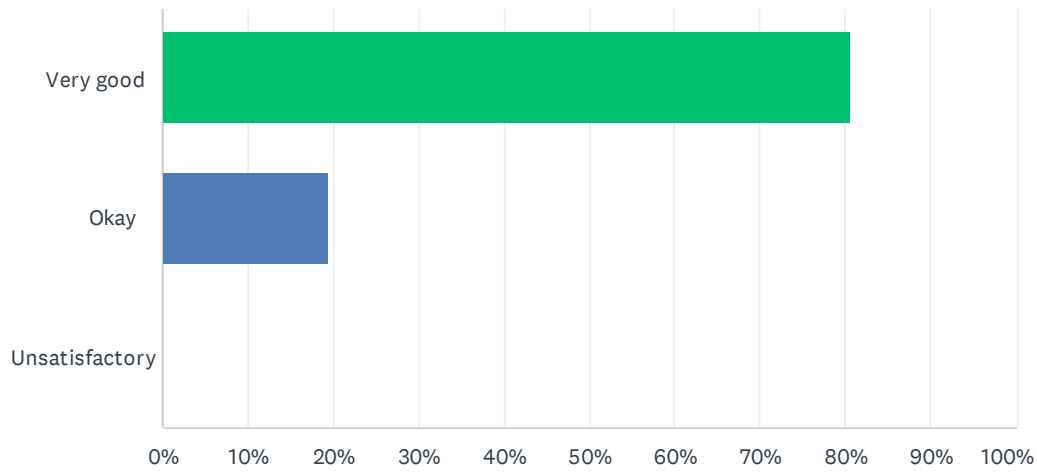
Answered: 35 Skipped: 2



ANSWER CHOICES		RESPONSES	
Good		94.29%	33
Too long		0.00%	0
Too short		5.71%	2
TOTAL			35

Q23 Material and documentation in general is

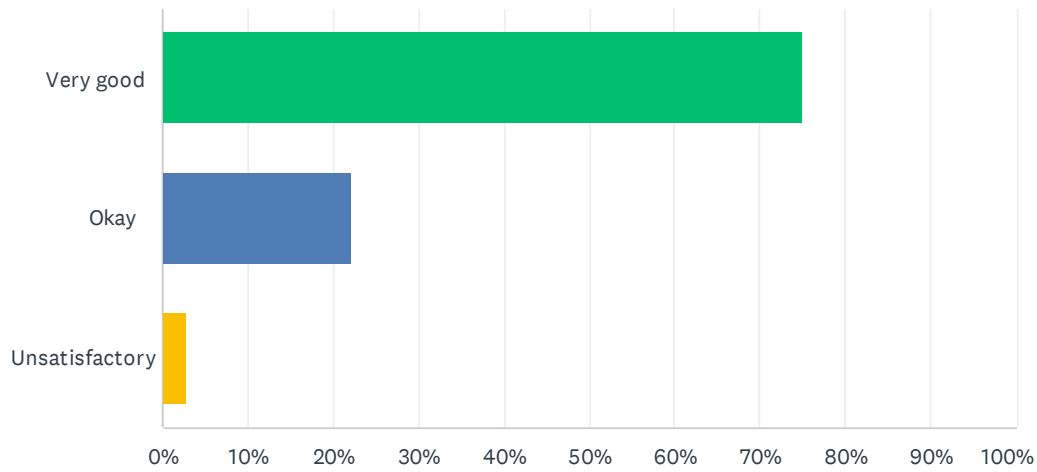
Answered: 36 Skipped: 1



ANSWER CHOICES	RESPONSES	
Very good	80.56%	29
Okay	19.44%	7
Unsatisfactory	0.00%	0
TOTAL		36

Q25 The practical organisation of the course and venue was

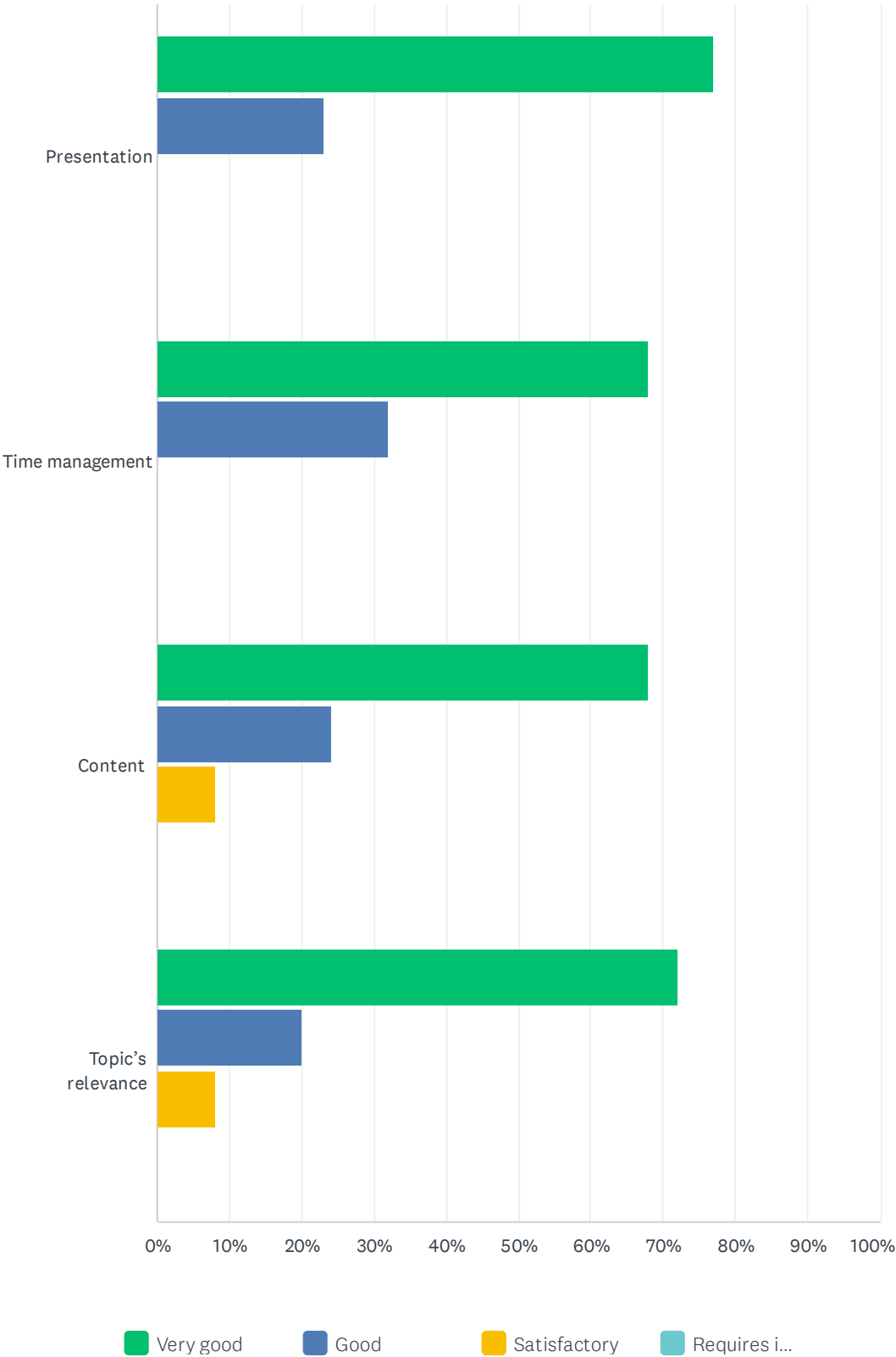
Answered: 36 Skipped: 1



ANSWER CHOICES	RESPONSES	
Very good	75.00%	27
Okay	22.22%	8
Unsatisfactory	2.78%	1
TOTAL		36

Q27 Friday plenary session

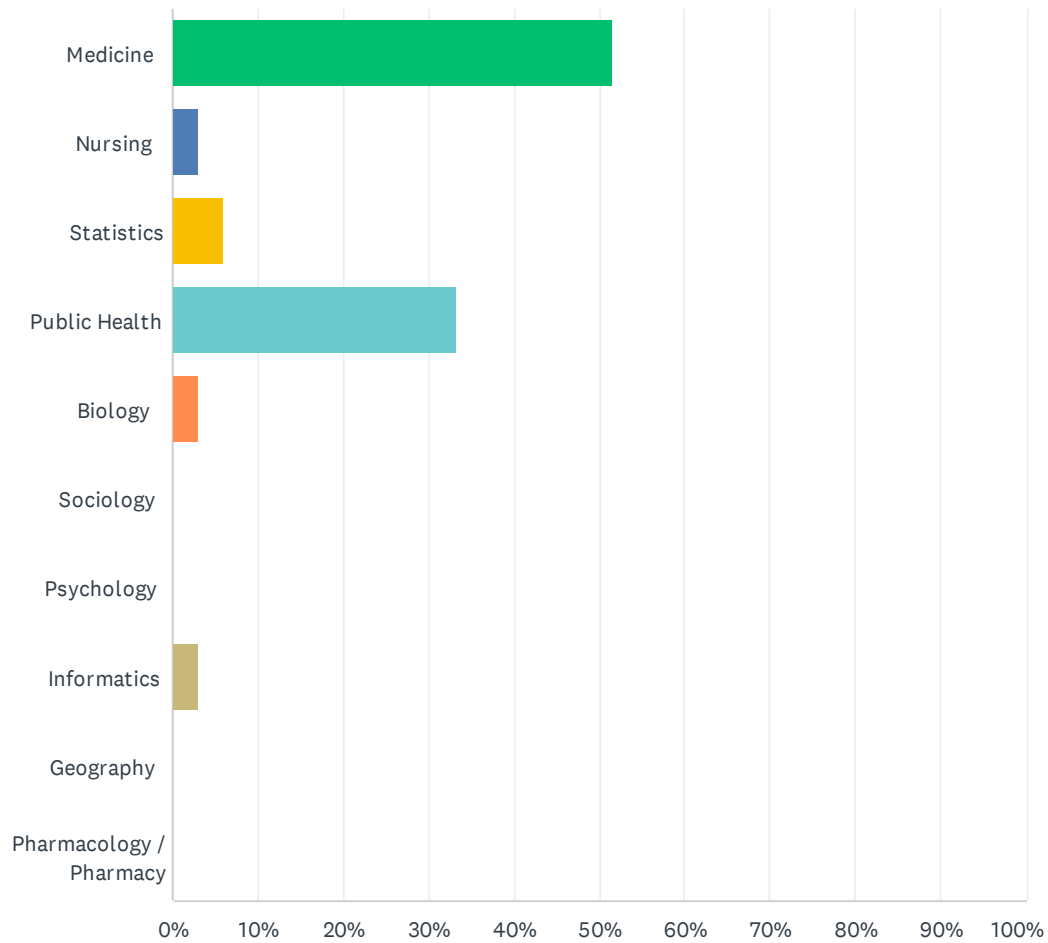
Answered: 26 Skipped: 11



	VERY GOOD	GOOD	SATISFACTORY	REQUIRES IMPROVEMENT	TOTAL	WEIGHTED AVERAGE
Presentation	76.92% 20	23.08% 6	0.00% 0	0.00% 0	26	1.23
Time management	68.00% 17	32.00% 8	0.00% 0	0.00% 0	25	1.32
Content	68.00% 17	24.00% 6	8.00% 2	0.00% 0	25	1.40
Topic's relevance	72.00% 18	20.00% 5	8.00% 2	0.00% 0	25	1.36

Q29 Your main basic training was in

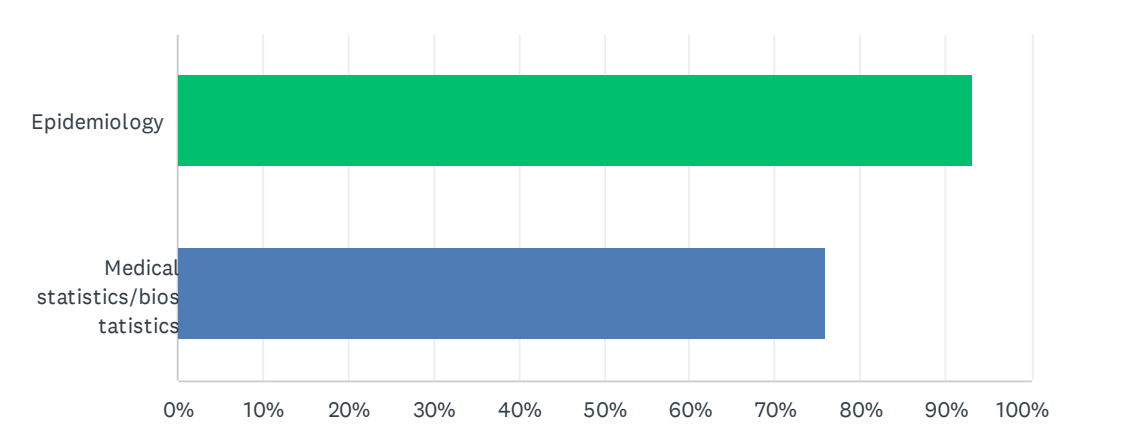
Answered: 33 Skipped: 4



ANSWER CHOICES	RESPONSES	
Medicine	51.52%	17
Nursing	3.03%	1
Statistics	6.06%	2
Public Health	33.33%	11
Biology	3.03%	1
Sociology	0.00%	0
Psychology	0.00%	0
Informatics	3.03%	1
Geography	0.00%	0
Pharmacology / Pharmacy	0.00%	0
TOTAL		33

Q30 Have you previously followed courses in

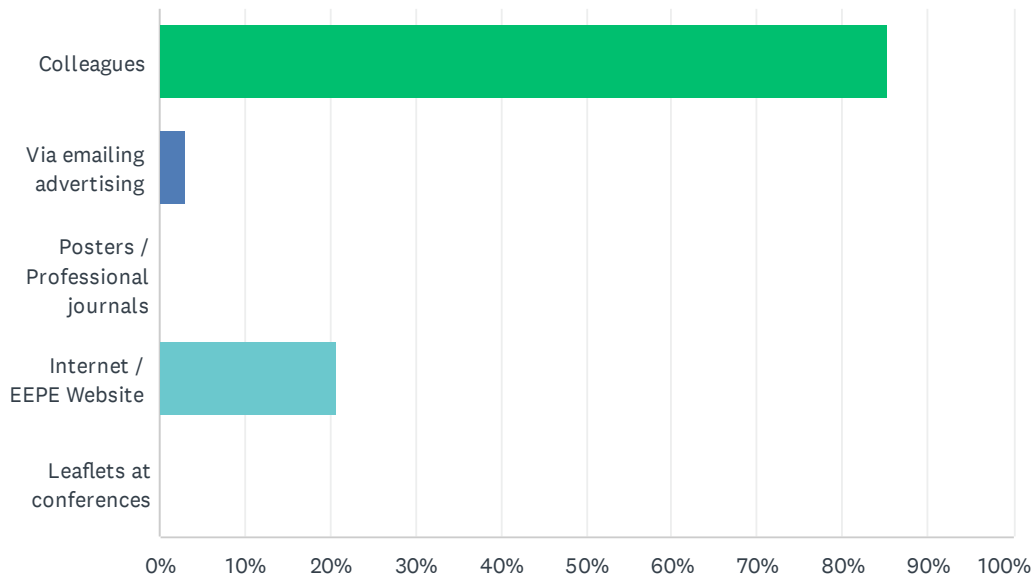
Answered: 29 Skipped: 8



ANSWER CHOICES	RESPONSES	
Epidemiology	93.10%	27
Medical statistics/biostatistics	75.86%	22
Total Respondents: 29		

Q31 You have learnt of this course through

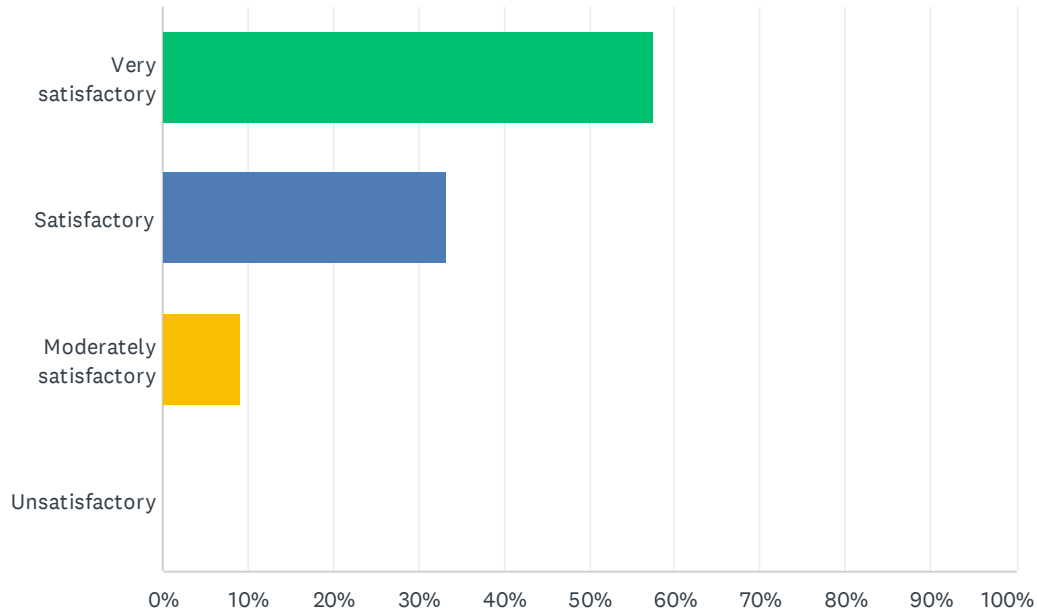
Answered: 34 Skipped: 3



ANSWER CHOICES	RESPONSES	
Colleagues	85.29%	29
Via emailing advertising	2.94%	1
Posters / Professional journals	0.00%	0
Internet / EEPE Website	20.59%	7
Leaflets at conferences	0.00%	0
Total Respondents: 34		

Q32 Were you satisfied with the residential set-up and general organization in Centro Studi (rooms, service of various kind etc.)

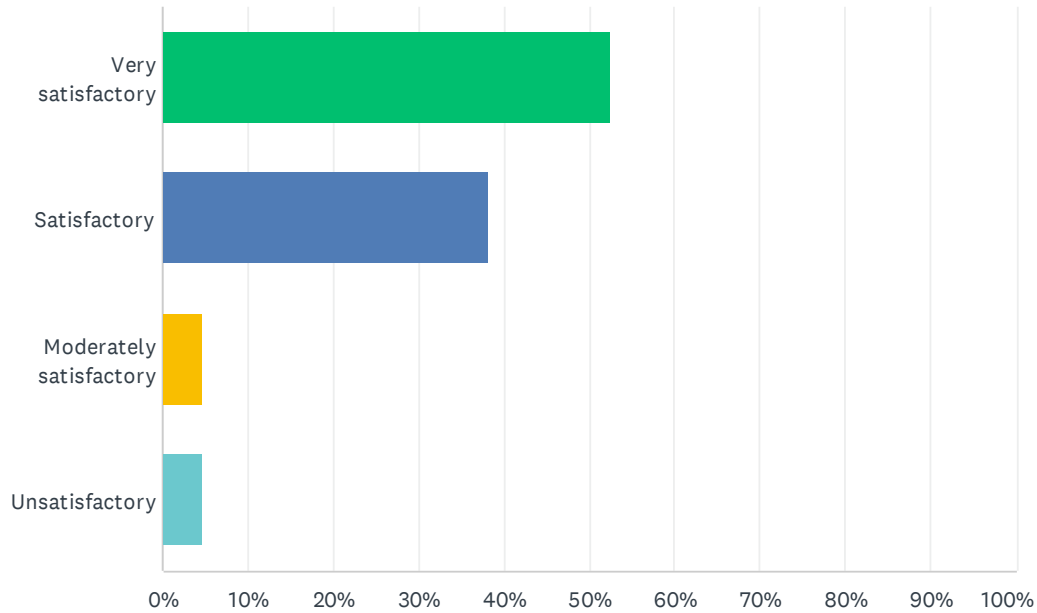
Answered: 33 Skipped: 4



ANSWER CHOICES	RESPONSES	
Very satisfactory	57.58%	19
Satisfactory	33.33%	11
Moderately satisfactory	9.09%	3
Unsatisfactory	0.00%	0
TOTAL		33

Q34 Were you satisfied with the residential set-up in Villa la Stella (rooms, breakfast, service of various kind etc.)

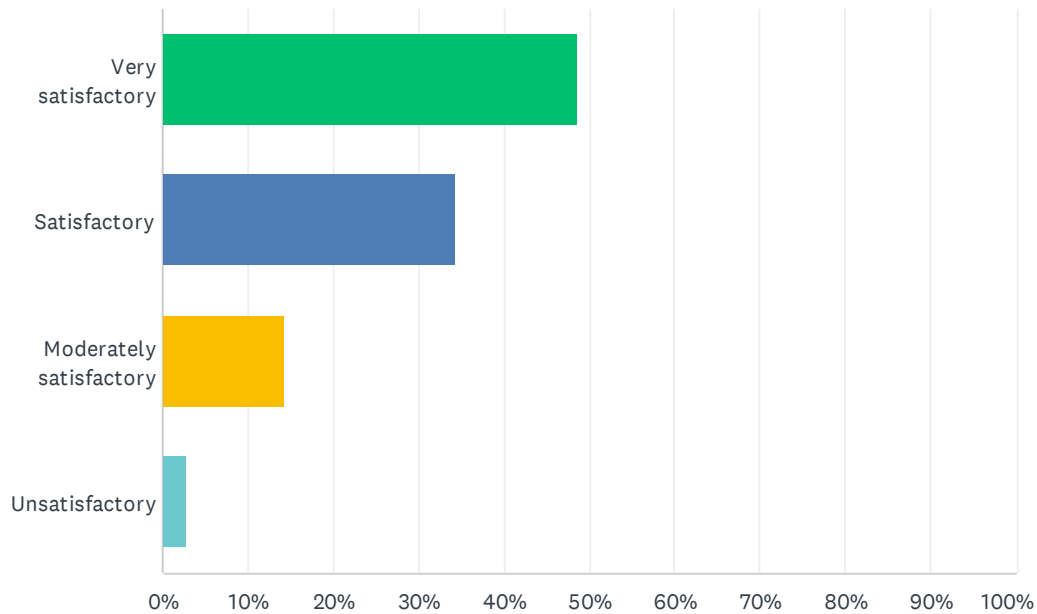
Answered: 21 Skipped: 16



ANSWER CHOICES	RESPONSES	
Very satisfactory	52.38%	11
Satisfactory	38.10%	8
Moderately satisfactory	4.76%	1
Unsatisfactory	4.76%	1
TOTAL		21

Q36 Were you satisfied with the restaurant at Centro Studi

Answered: 35 Skipped: 2



ANSWER CHOICES	RESPONSES	
Very satisfactory	48.57%	17
Satisfactory	34.29%	12
Moderately satisfactory	14.29%	5
Unsatisfactory	2.86%	1
TOTAL		35