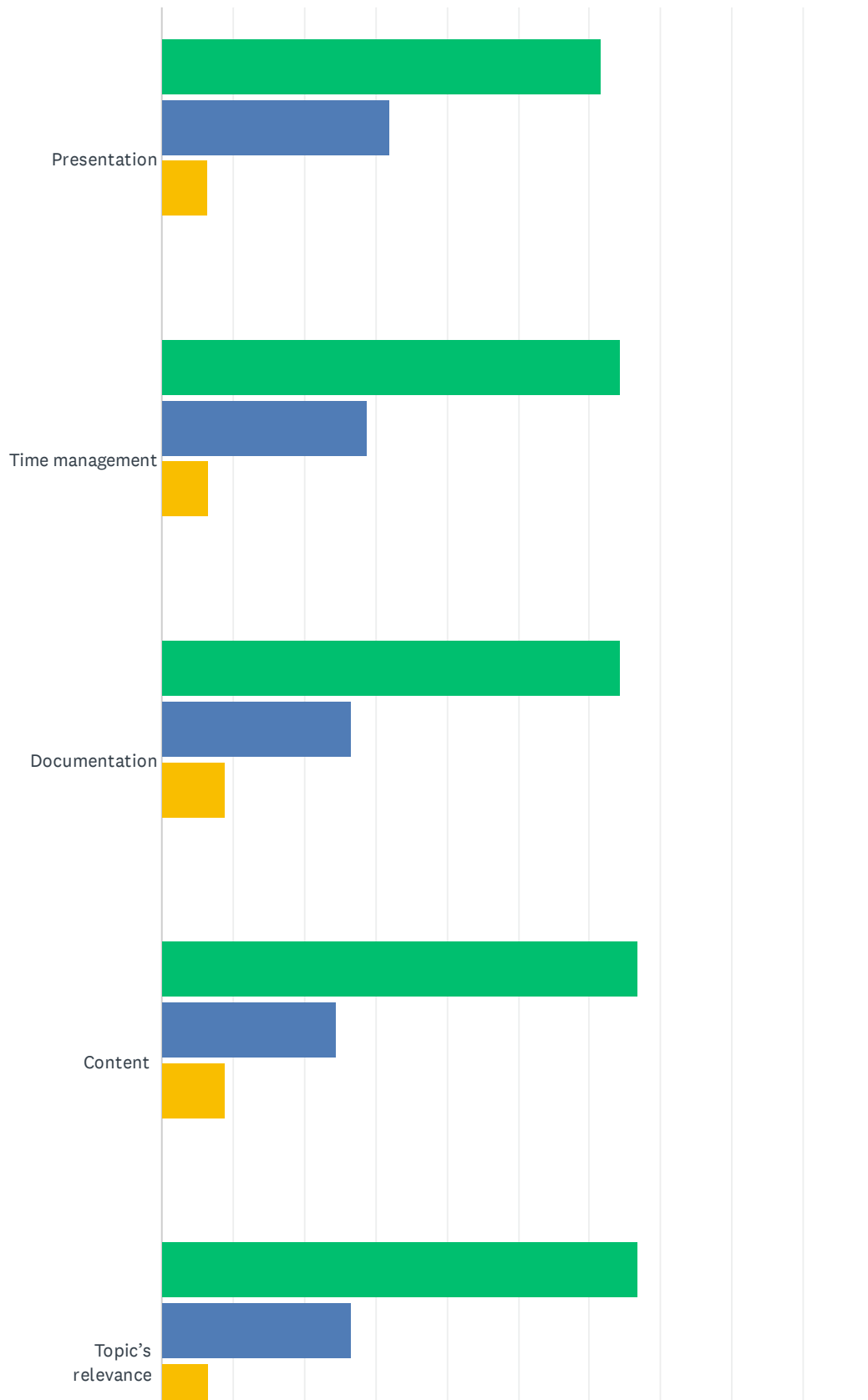
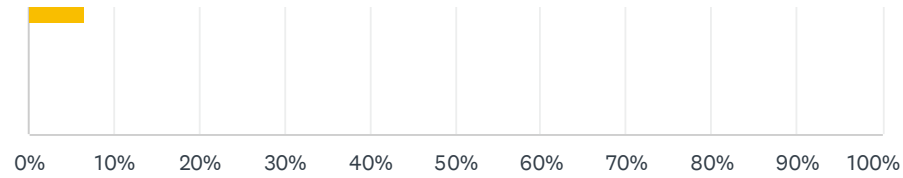


## Q1 Week 1 module 1: Epidemiological methods I

Answered: 47   Skipped: 1



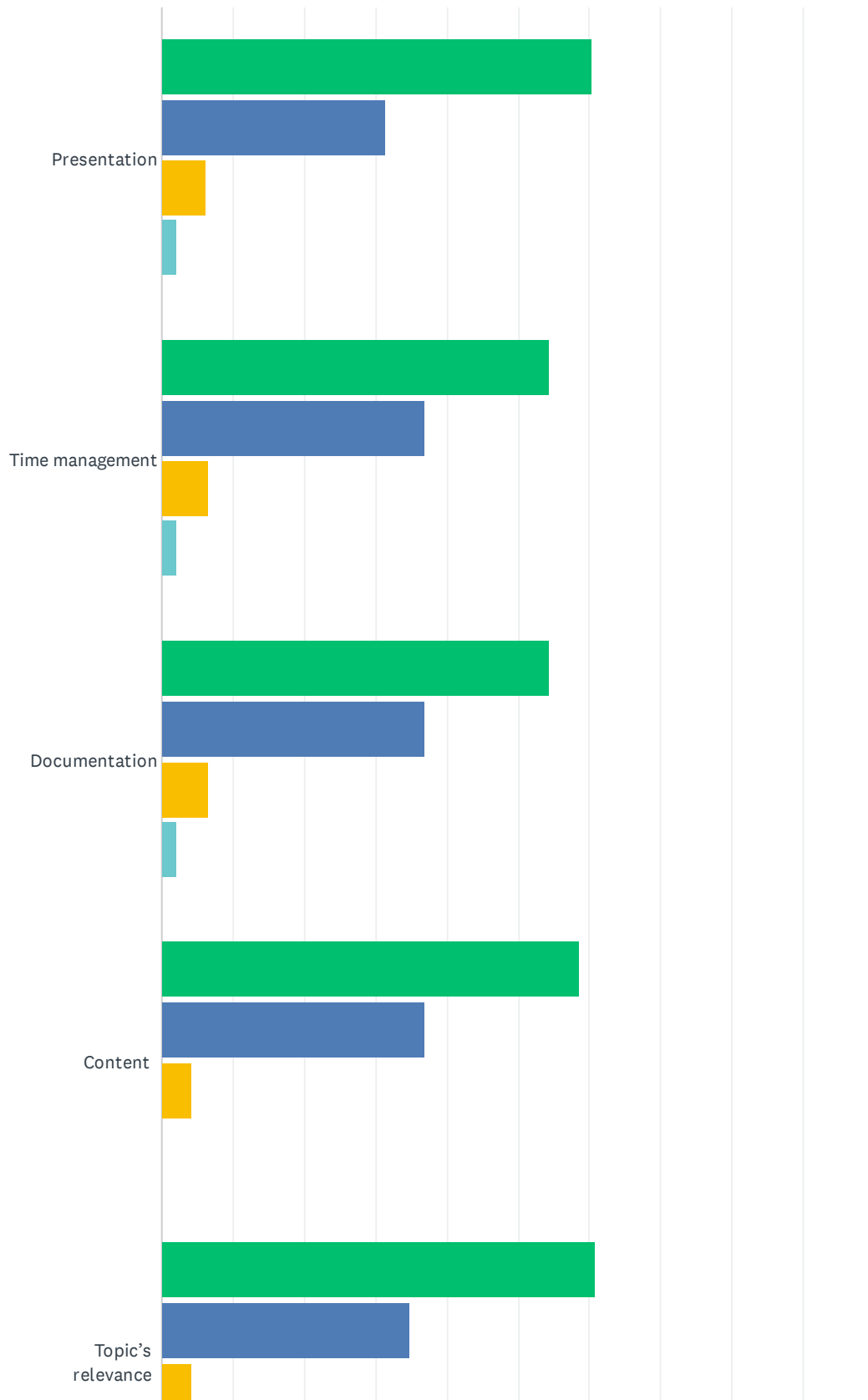


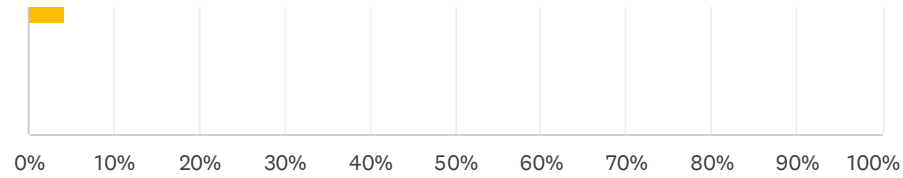
■ Very good
 ■ Good
 ■ Satisfactory
 ■ Requires i...

	VERY GOOD	GOOD	SATISFACTORY	REQUIRES IMPROVEMENT	TOTAL	WEIGHTED AVERAGE
Presentation	61.70% 29	31.91% 15	6.38% 3	0.00% 0	47	1.45
Time management	64.44% 29	28.89% 13	6.67% 3	0.00% 0	45	1.42
Documentation	64.44% 29	26.67% 12	8.89% 4	0.00% 0	45	1.44
Content	66.67% 30	24.44% 11	8.89% 4	0.00% 0	45	1.42
Topic's relevance	66.67% 30	26.67% 12	6.67% 3	0.00% 0	45	1.40

## Q3 Week 1 module 1: Epidemiological methods I: afternoon exercises

Answered: 48 Skipped: 0



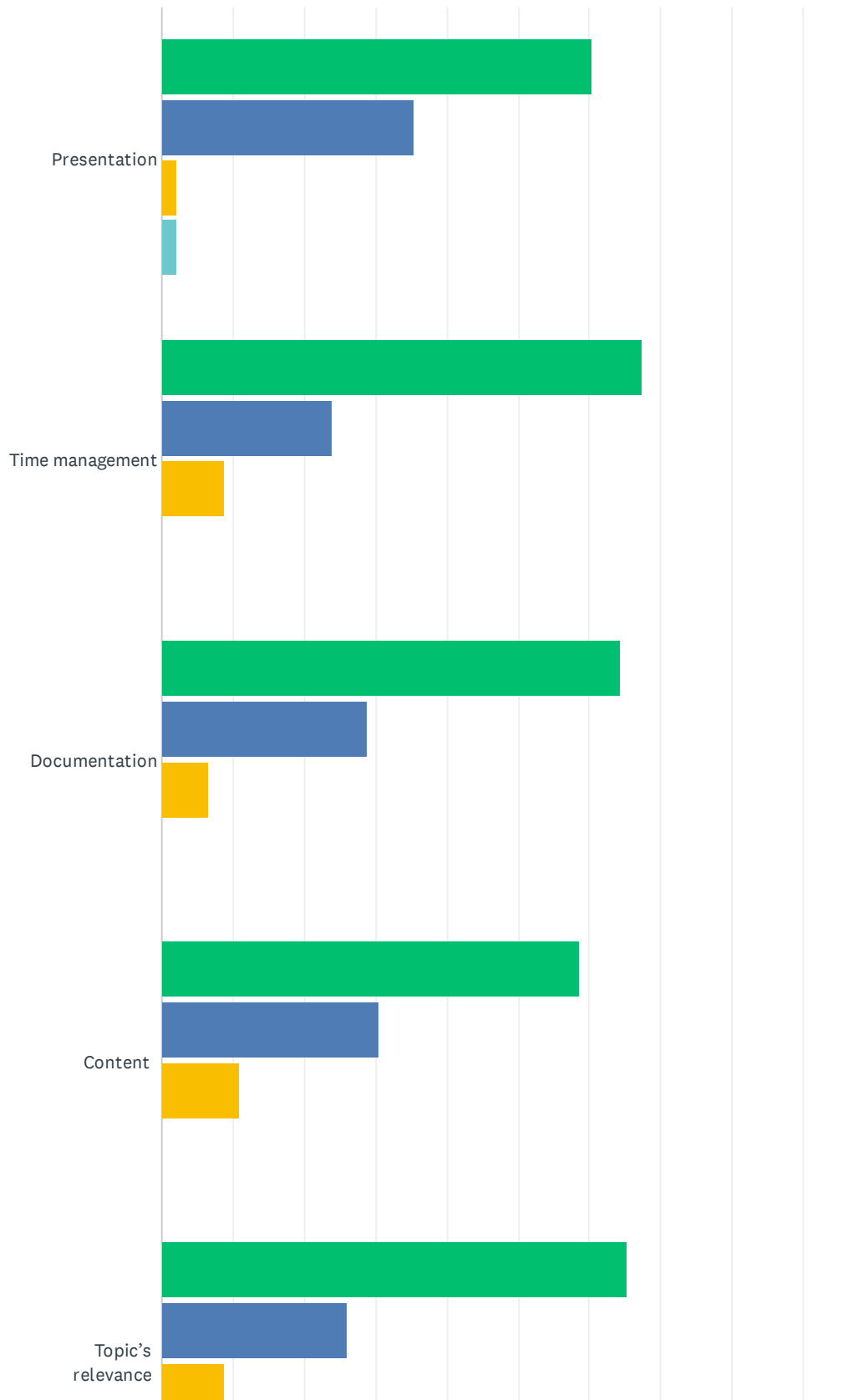


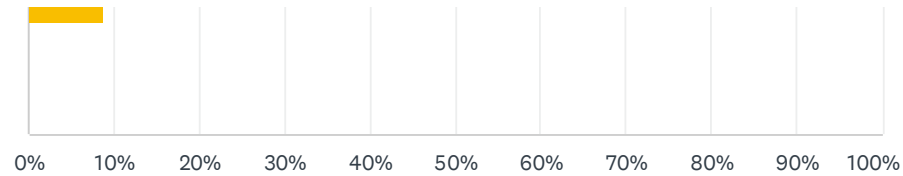
■ Very good
 ■ Good
 ■ Satisfactory
 ■ Requires i...

	VERY GOOD	GOOD	SATISFACTORY	REQUIRES IMPROVEMENT	TOTAL	WEIGHTED AVERAGE
Presentation	60.42% 29	31.25% 15	6.25% 3	2.08% 1	48	1.50
Time management	54.35% 25	36.96% 17	6.52% 3	2.17% 1	46	1.57
Documentation	54.35% 25	36.96% 17	6.52% 3	2.17% 1	46	1.57
Content	58.70% 27	36.96% 17	4.35% 2	0.00% 0	46	1.46
Topic's relevance	60.87% 28	34.78% 16	4.35% 2	0.00% 0	46	1.43

## Q5 Week 1 module 2: Statistical methods in epidemiology I

Answered: 48 Skipped: 0



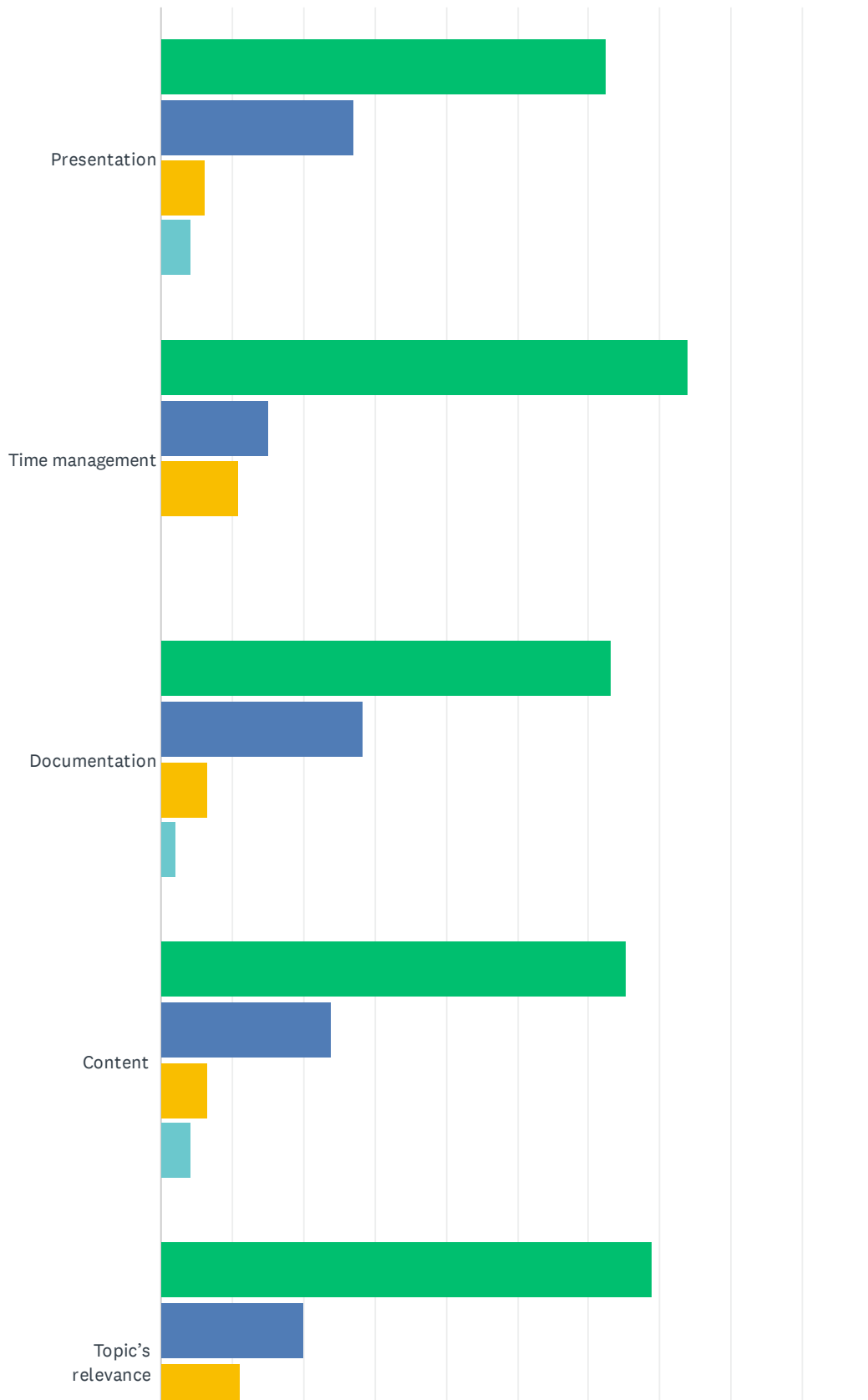


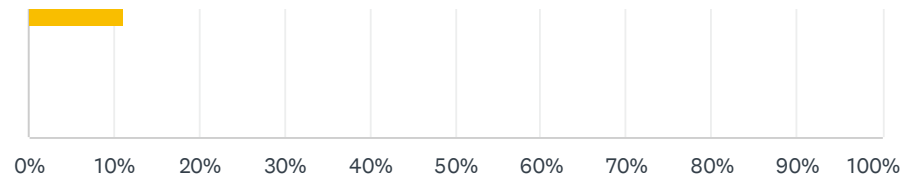
■ Very good
 ■ Good
 ■ Satisfactory
 ■ Requires i...

	VERY GOOD	GOOD	SATISFACTORY	REQUIRES IMPROVEMENT	TOTAL	WEIGHTED AVERAGE
Presentation	60.42% 29	35.42% 17	2.08% 1	2.08% 1	48	1.46
Time management	67.39% 31	23.91% 11	8.70% 4	0.00% 0	46	1.41
Documentation	64.44% 29	28.89% 13	6.67% 3	0.00% 0	45	1.42
Content	58.70% 27	30.43% 14	10.87% 5	0.00% 0	46	1.52
Topic's relevance	65.22% 30	26.09% 12	8.70% 4	0.00% 0	46	1.43

## Q7 Week 2 module 1: Epidemiological methods II

Answered: 48   Skipped: 0





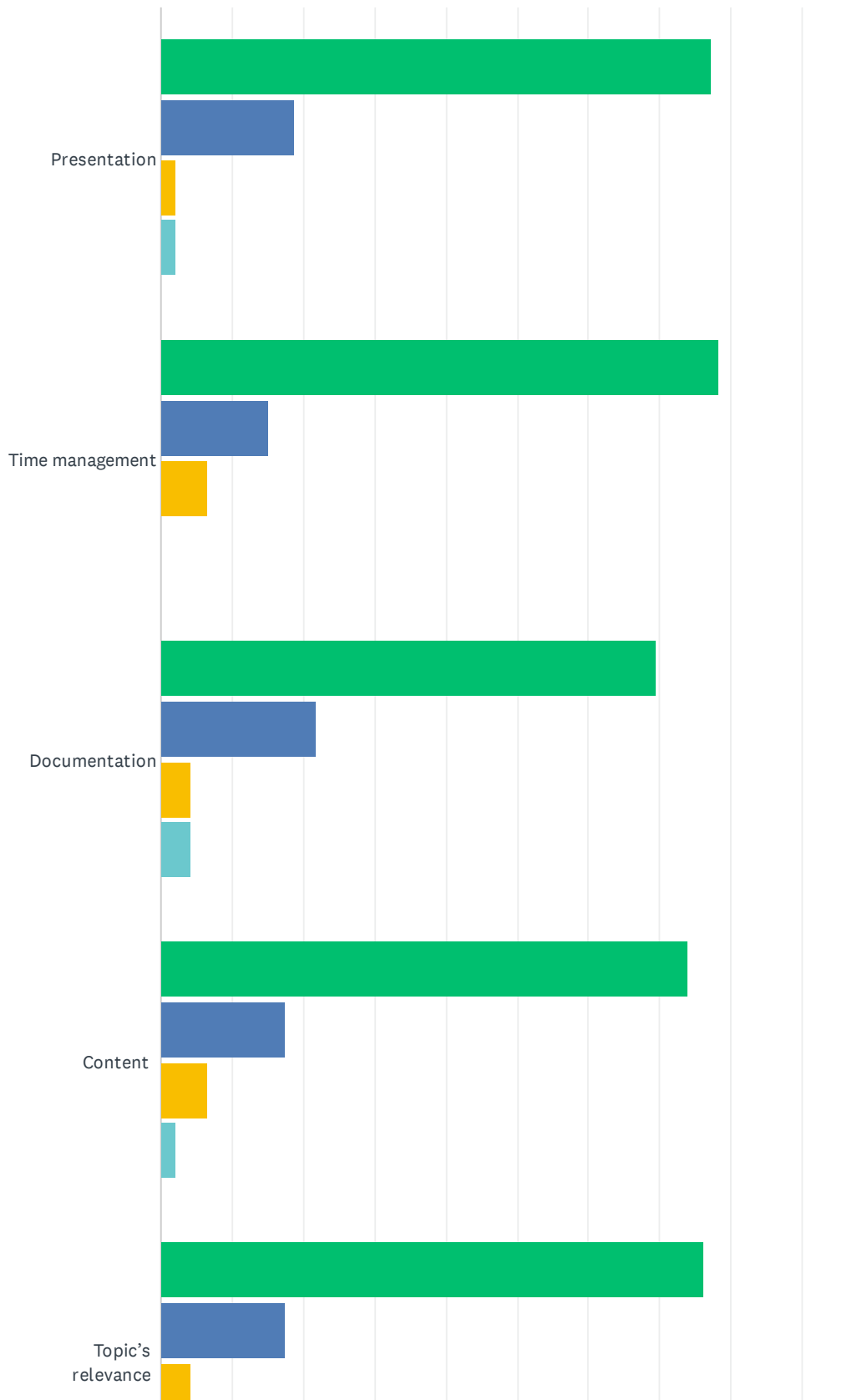
■ Very good
 ■ Good
 ■ Satisfactory
 ■ Requires i...

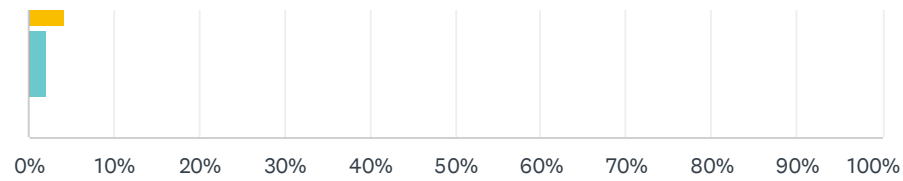
	VERY GOOD	GOOD	SATISFACTORY	REQUIRES IMPROVEMENT	TOTAL	WEIGHTED AVERAGE
Presentation	62.50% 30	27.08% 13	6.25% 3	4.17% 2	48	1.52
Time management	73.91% 34	15.22% 7	10.87% 5	0.00% 0	46	1.37
Documentation	63.04% 29	28.26% 13	6.52% 3	2.17% 1	46	1.48
Content	65.22% 30	23.91% 11	6.52% 3	4.35% 2	46	1.50
Topic's relevance	68.89% 31	20.00% 9	11.11% 5	0.00% 0	45	1.42



## Q9 Week 2 module 2: Statistical methods in epidemiology II

Answered: 48 Skipped: 0



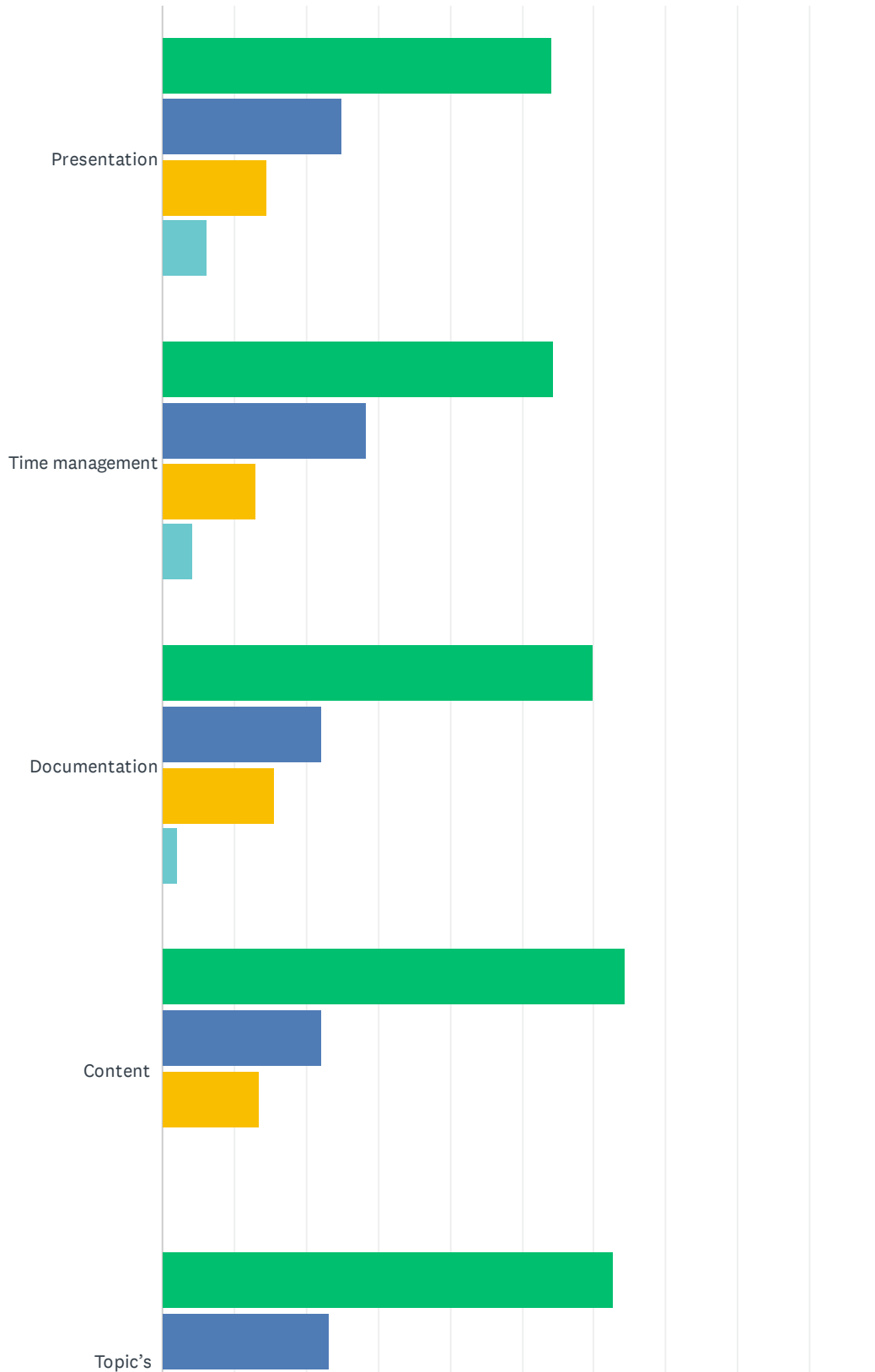


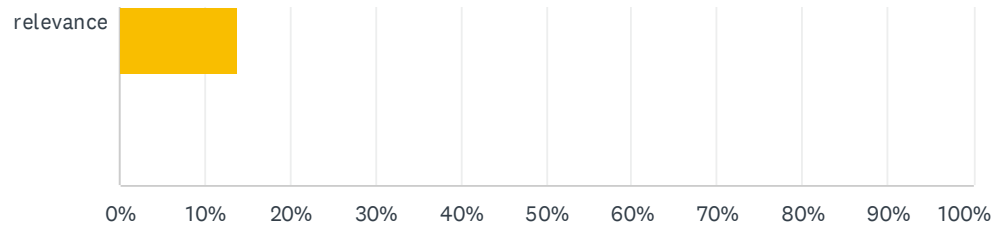
■ Very good
 ■ Good
 ■ Satisfactory
 ■ Requires i...

	VERY GOOD	GOOD	SATISFACTORY	REQUIRES IMPROVEMENT	TOTAL	WEIGHTED AVERAGE
Presentation	77.08% 37	18.75% 9	2.08% 1	2.08% 1	48	1.29
Time management	78.26% 36	15.22% 7	6.52% 3	0.00% 0	46	1.28
Documentation	69.57% 32	21.74% 10	4.35% 2	4.35% 2	46	1.43
Content	73.91% 34	17.39% 8	6.52% 3	2.17% 1	46	1.37
Topic's relevance	76.09% 35	17.39% 8	4.35% 2	2.17% 1	46	1.33

## Q11 Week 2 module 3: Computer analysis of a case-control study of bladder cancer

Answered: 48 Skipped: 0



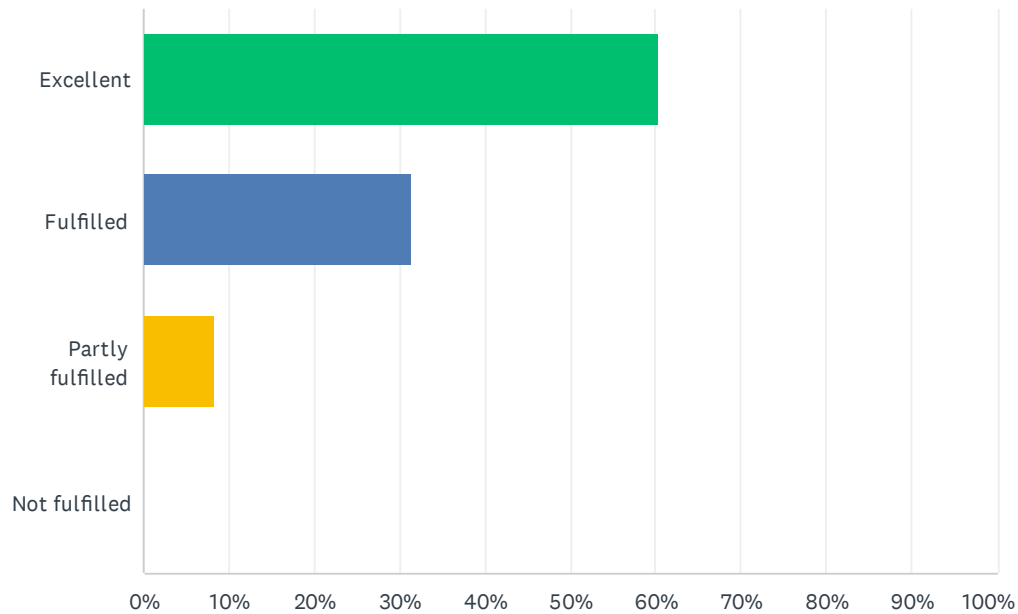


■ Very good
 ■ Good
 ■ Satisfactory
 ■ Requires i...

	VERY GOOD	GOOD	SATISFACTORY	REQUIRES IMPROVEMENT	TOTAL	WEIGHTED AVERAGE
Presentation	54.17% 26	25.00% 12	14.58% 7	6.25% 3	48	1.73
Time management	54.35% 25	28.26% 13	13.04% 6	4.35% 2	46	1.67
Documentation	60.00% 27	22.22% 10	15.56% 7	2.22% 1	45	1.60
Content	64.44% 29	22.22% 10	13.33% 6	0.00% 0	45	1.49
Topic's relevance	62.79% 27	23.26% 10	13.95% 6	0.00% 0	43	1.51

## Q13 Overall, the 1-2 weeks course met my expectations

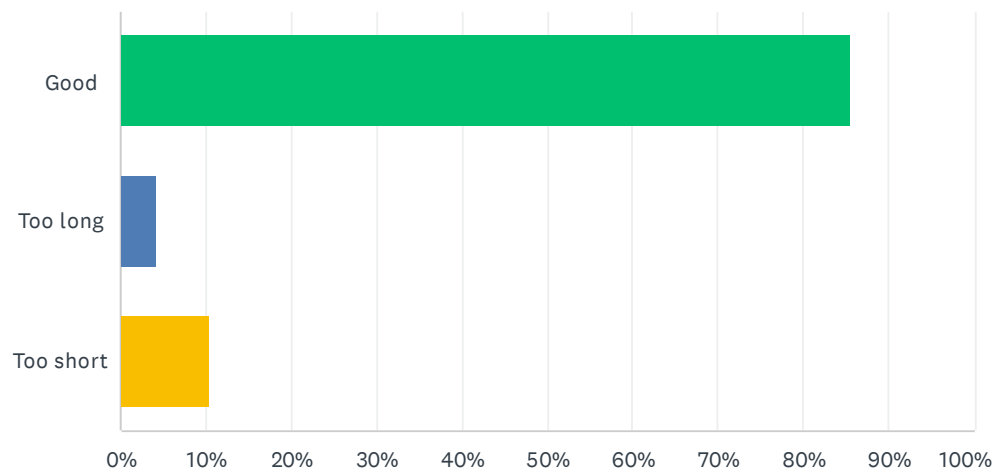
Answered: 48 Skipped: 0



ANSWER CHOICES	RESPONSES	
Excellent	60.42%	29
Fulfilled	31.25%	15
Partly fulfilled	8.33%	4
Not fulfilled	0.00%	0
TOTAL		48

## Q15 Time for questions or discussions was

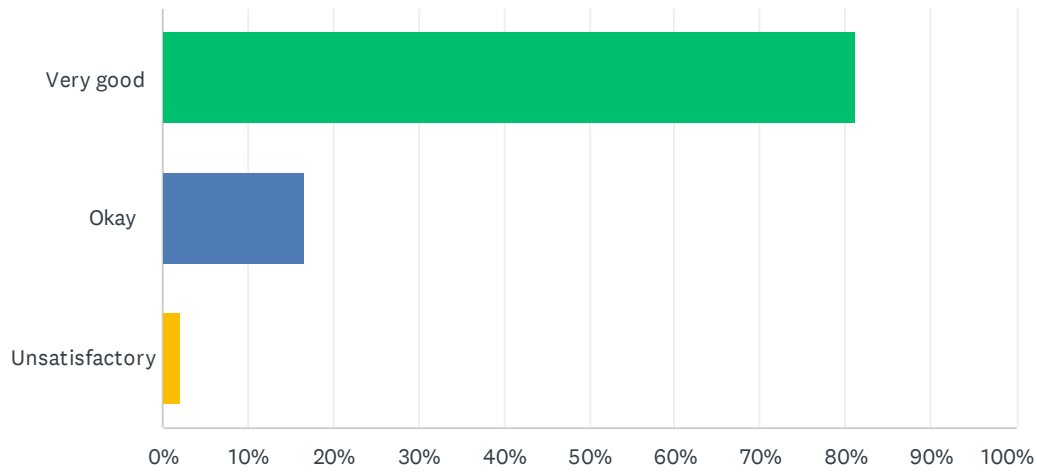
Answered: 48 Skipped: 0



ANSWER CHOICES	RESPONSES	
Good	85.42%	41
Too long	4.17%	2
Too short	10.42%	5
TOTAL		48

## Q17 Material and documentation in general is

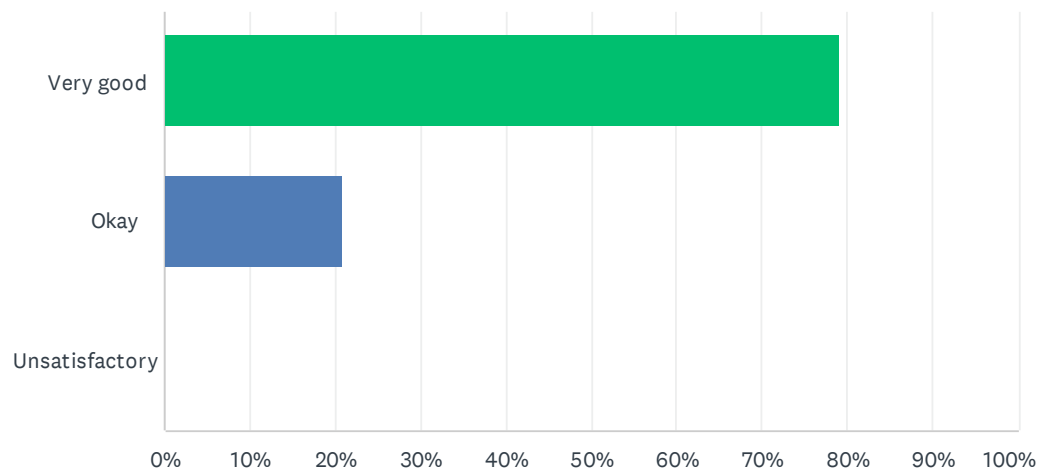
Answered: 48 Skipped: 0



ANSWER CHOICES	RESPONSES	
Very good	81.25%	39
Okay	16.67%	8
Unsatisfactory	2.08%	1
TOTAL		48

## Q19 The practical organisation of the course and venue was

Answered: 48 Skipped: 0

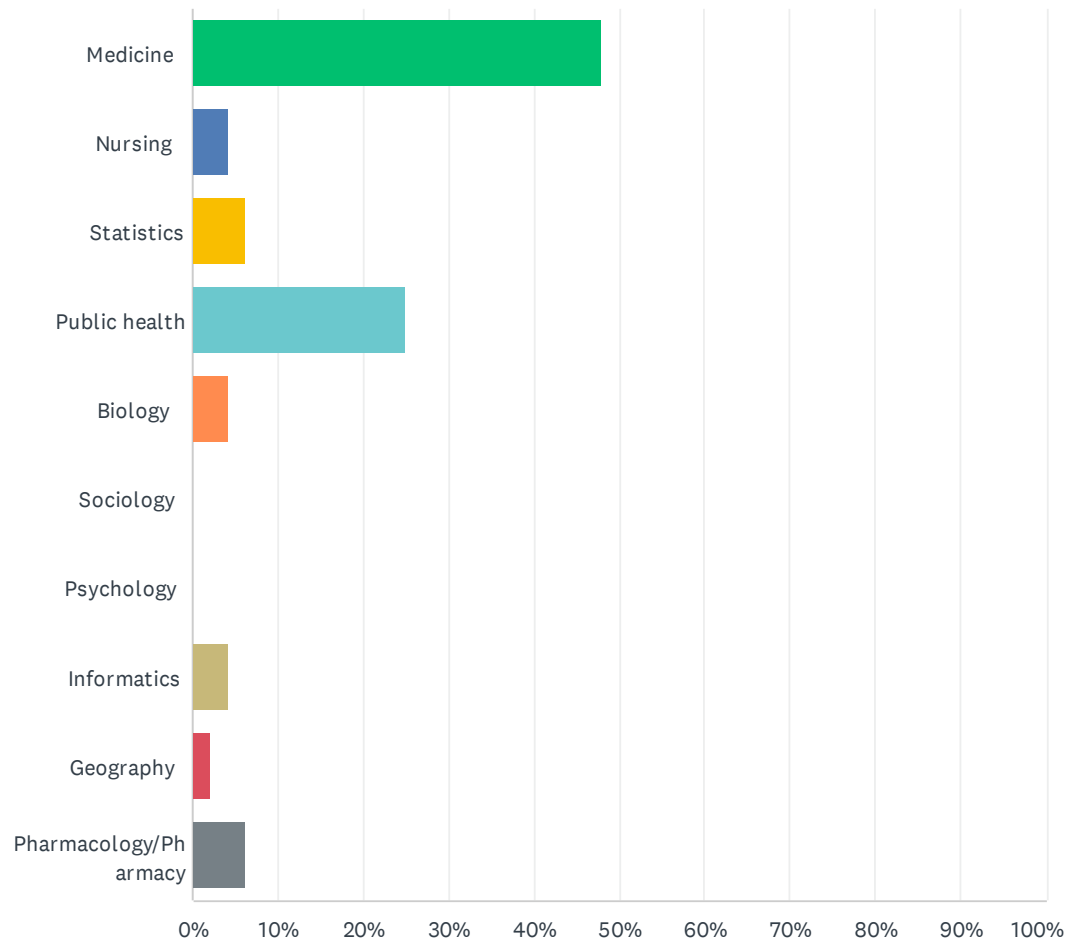


ANSWER CHOICES	RESPONSES	
Very good	79.17%	38
Okay	20.83%	10
Unsatisfactory	0.00%	0
TOTAL		48



## Q21 Your main basic training was in

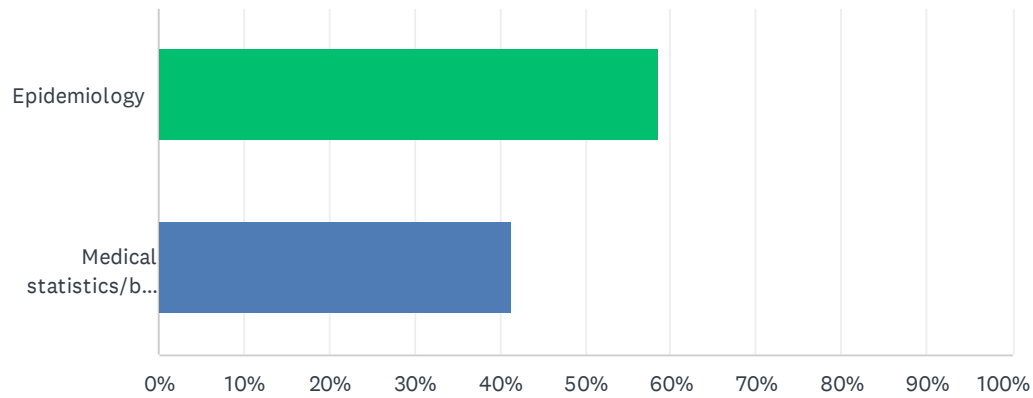
Answered: 48 Skipped: 0



ANSWER CHOICES	RESPONSES	
Medicine	47.92%	23
Nursing	4.17%	2
Statistics	6.25%	3
Public health	25.00%	12
Biology	4.17%	2
Sociology	0.00%	0
Psychology	0.00%	0
Informatics	4.17%	2
Geography	2.08%	1
Pharmacology/Pharmacy	6.25%	3
TOTAL		48

## Q22 Have you previously followed courses in

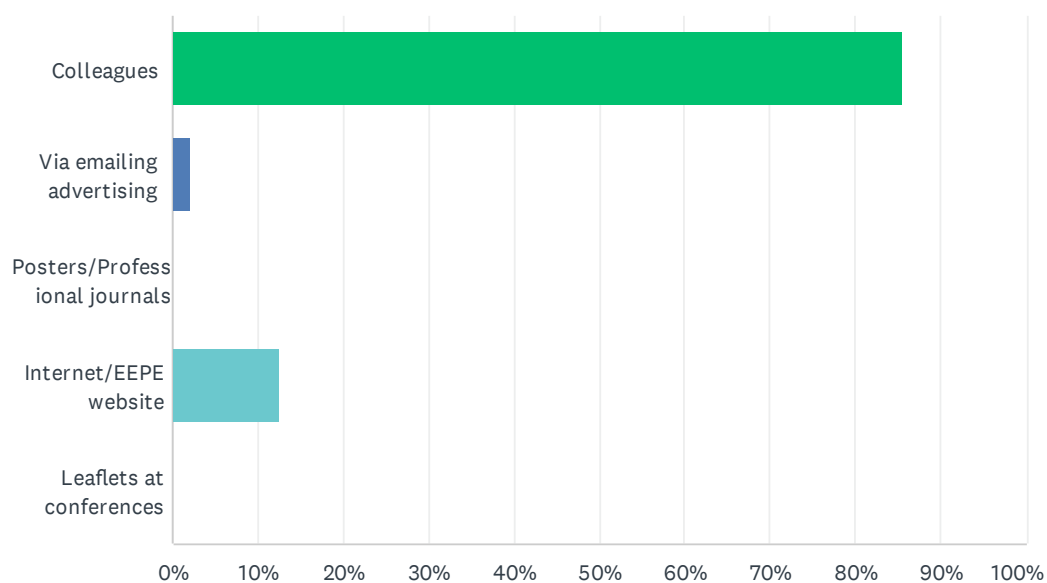
Answered: 41 Skipped: 7



ANSWER CHOICES	RESPONSES	
Epidemiology	58.54%	24
Medical statistics/biostatistics	41.46%	17
TOTAL		41

## Q23 You have learnt of this course through

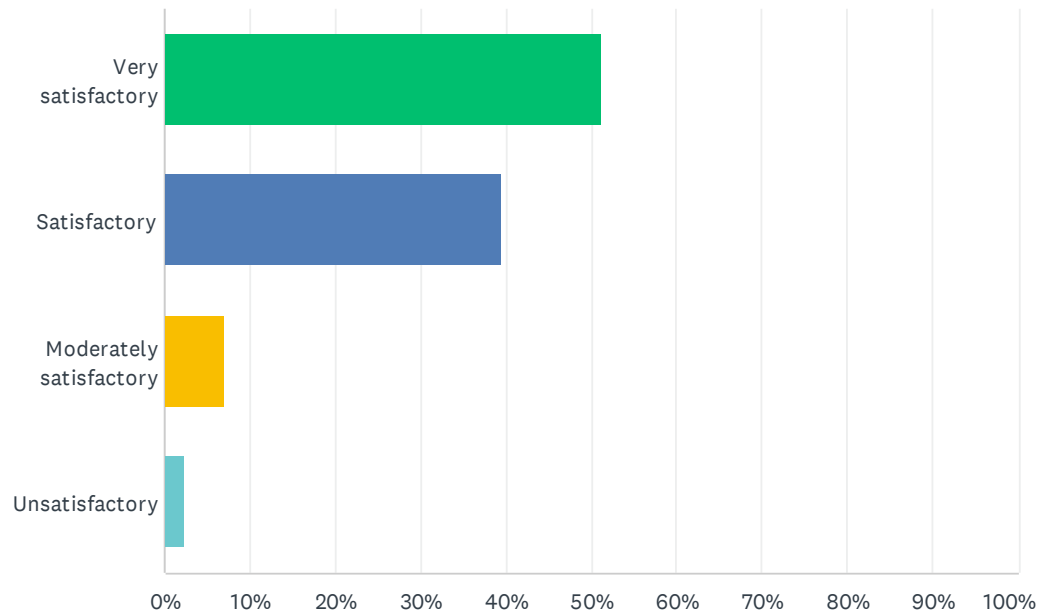
Answered: 48 Skipped: 0



ANSWER CHOICES	RESPONSES	
Colleagues	85.42%	41
Via emailing advertising	2.08%	1
Posters/Professional journals	0.00%	0
Internet/EEPE website	12.50%	6
Leaflets at conferences	0.00%	0
TOTAL		48

## Q24 Were you satisfied with the residential set-up and general organisation in Centro Studi (rooms, service of various kind, etc)

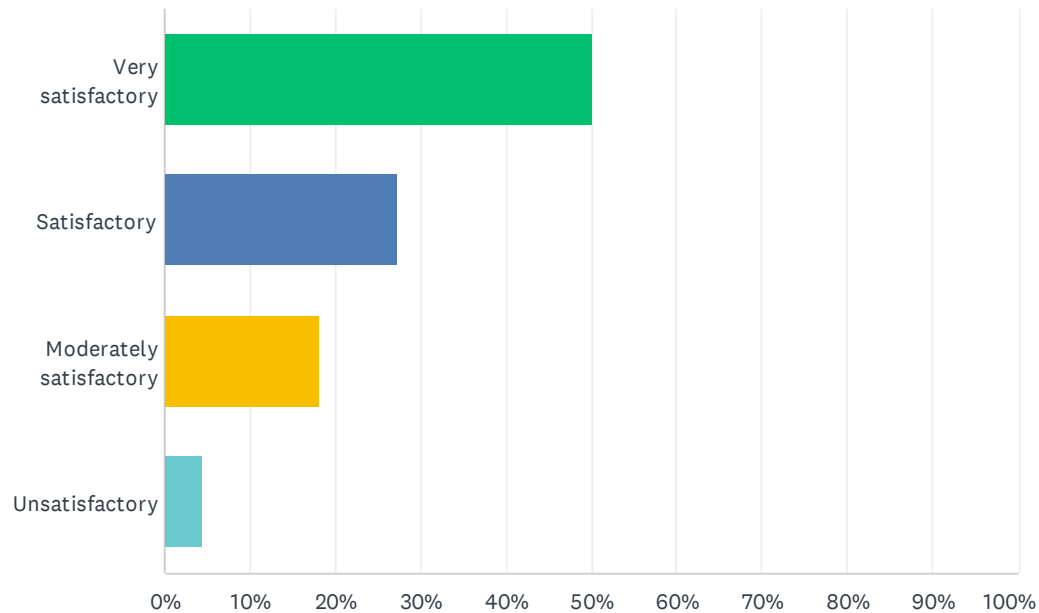
Answered: 43 Skipped: 5



ANSWER CHOICES	RESPONSES	
Very satisfactory	51.16%	22
Satisfactory	39.53%	17
Moderately satisfactory	6.98%	3
Unsatisfactory	2.33%	1
TOTAL		43

## Q26 Were you satisfied with the residential set-up and general organisation in the Convent (rooms, service of various kind, etc)

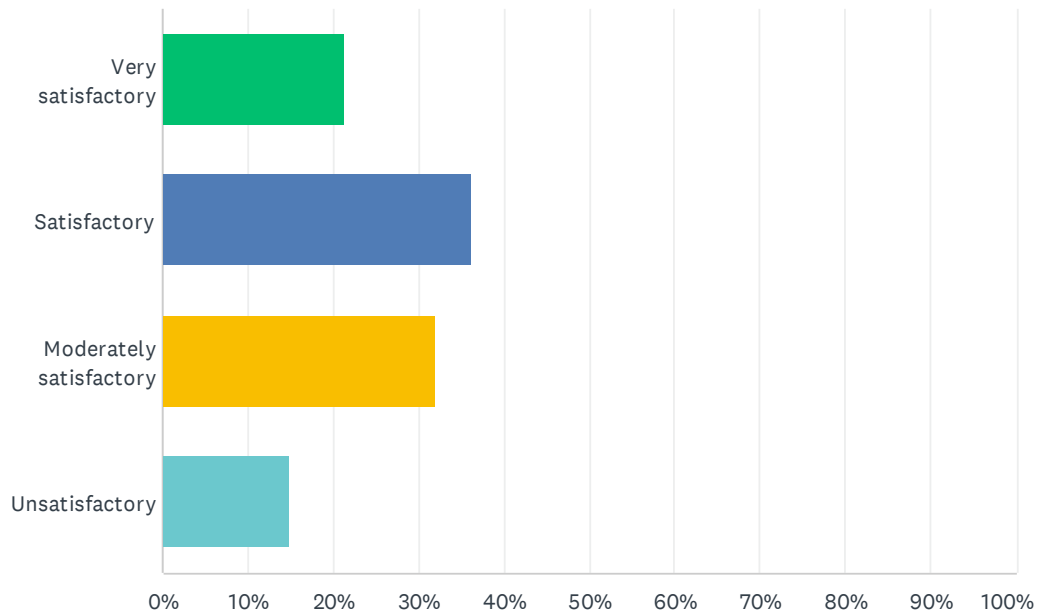
Answered: 22 Skipped: 26



ANSWER CHOICES	RESPONSES	
Very satisfactory	50.00%	11
Satisfactory	27.27%	6
Moderately satisfactory	18.18%	4
Unsatisfactory	4.55%	1
TOTAL		22

## Q28 Were you satisfied with the restaurant at Centro Studi

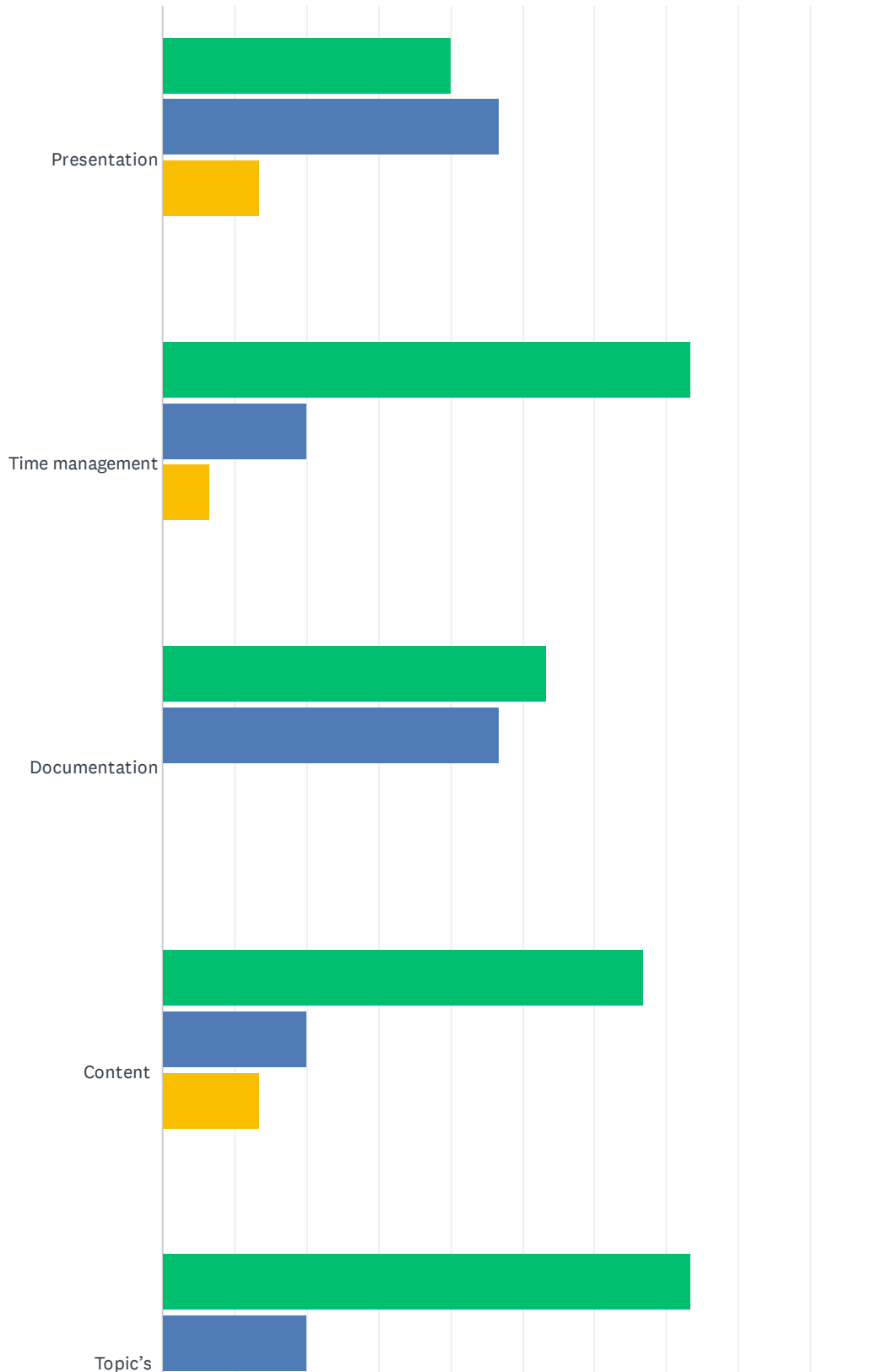
Answered: 47   Skipped: 1



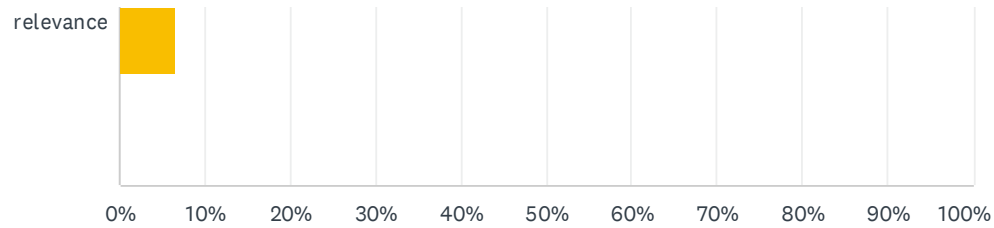
ANSWER CHOICES	RESPONSES	
Very satisfactory	21.28%	10
Satisfactory	36.17%	17
Moderately satisfactory	31.91%	15
Unsatisfactory	14.89%	7
Total Respondents: 47		

## Q1 Week 3: parallel morning module: Advanced topics in statistics (Per Kragh Andersen, Corrado Lagazio, Michela Baccini)

Answered: 15   Skipped: 24





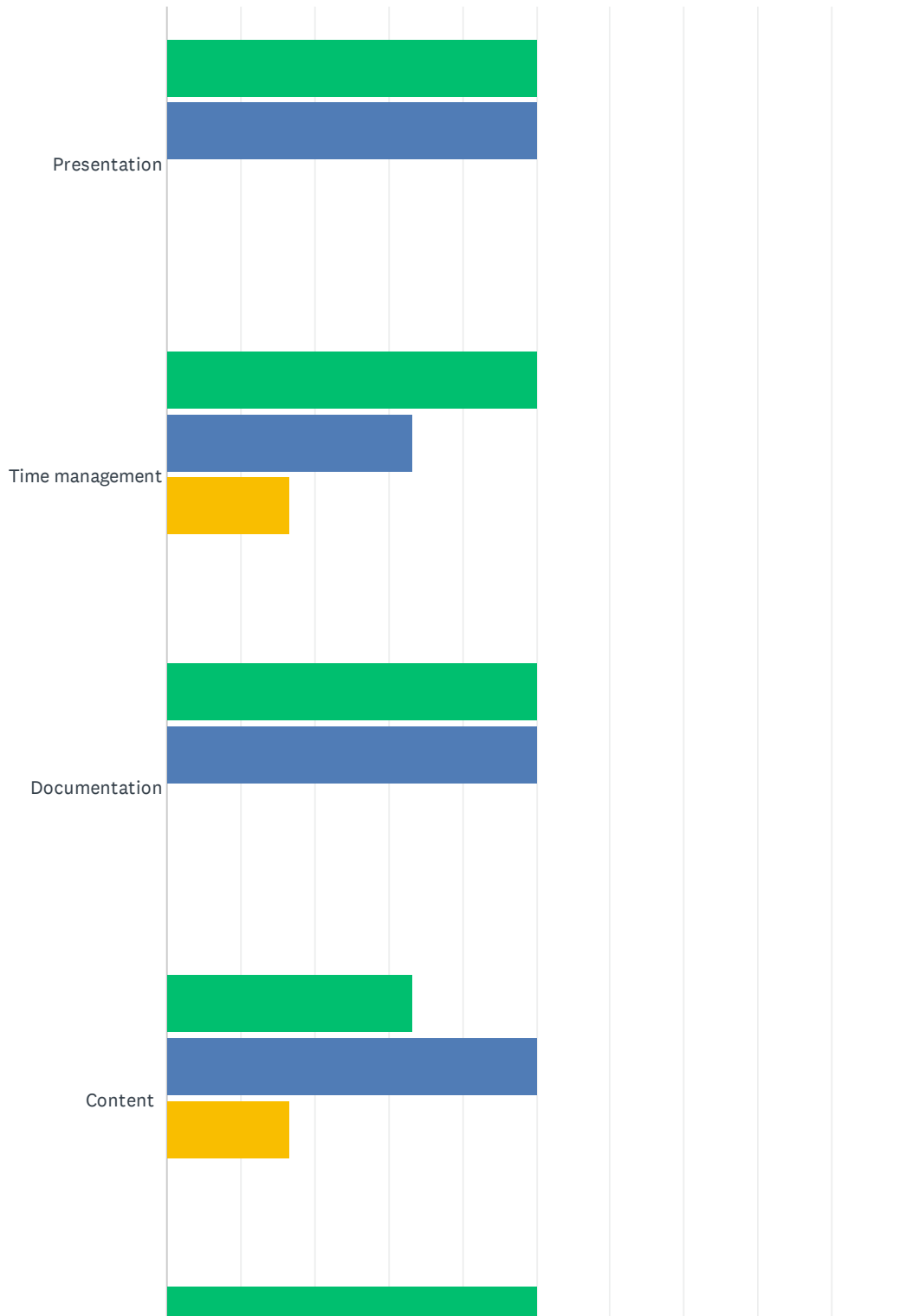


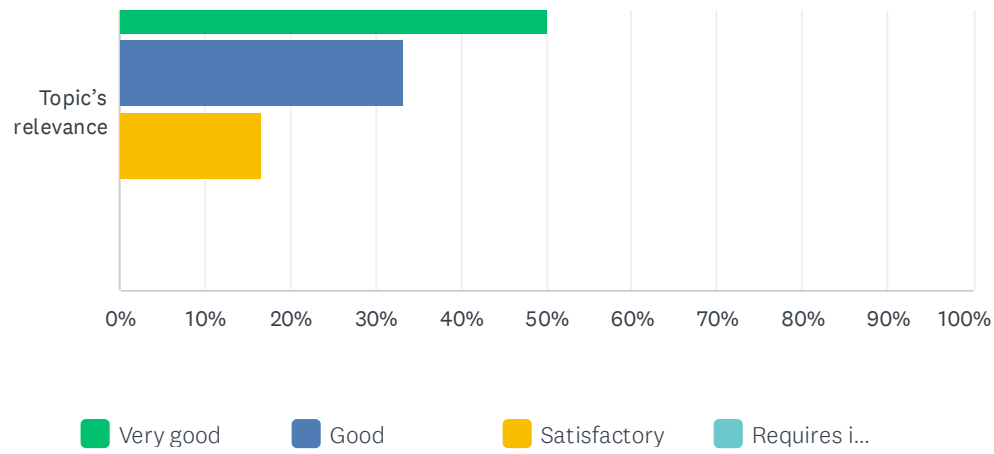
■ Very good
 ■ Good
 ■ Satisfactory
 ■ Requires i...

	VERY GOOD	GOOD	SATISFACTORY	REQUIRES IMPROVEMENT	TOTAL	WEIGHTED AVERAGE
Presentation	40.00% 6	46.67% 7	13.33% 2	0.00% 0	15	1.73
Time management	73.33% 11	20.00% 3	6.67% 1	0.00% 0	15	1.33
Documentation	53.33% 8	46.67% 7	0.00% 0	0.00% 0	15	1.47
Content	66.67% 10	20.00% 3	13.33% 2	0.00% 0	15	1.47
Topic's relevance	73.33% 11	20.00% 3	6.67% 1	0.00% 0	15	1.33

Q3 Week 3: parallel morning module: Advanced topics in epidemiology:  
Mendelian Randomisation, negative control analyses, family designs,  
cross-context comparisons, and triangulation (Deborah Lawlor, Carolina  
Borges)

Answered: 6 Skipped: 33

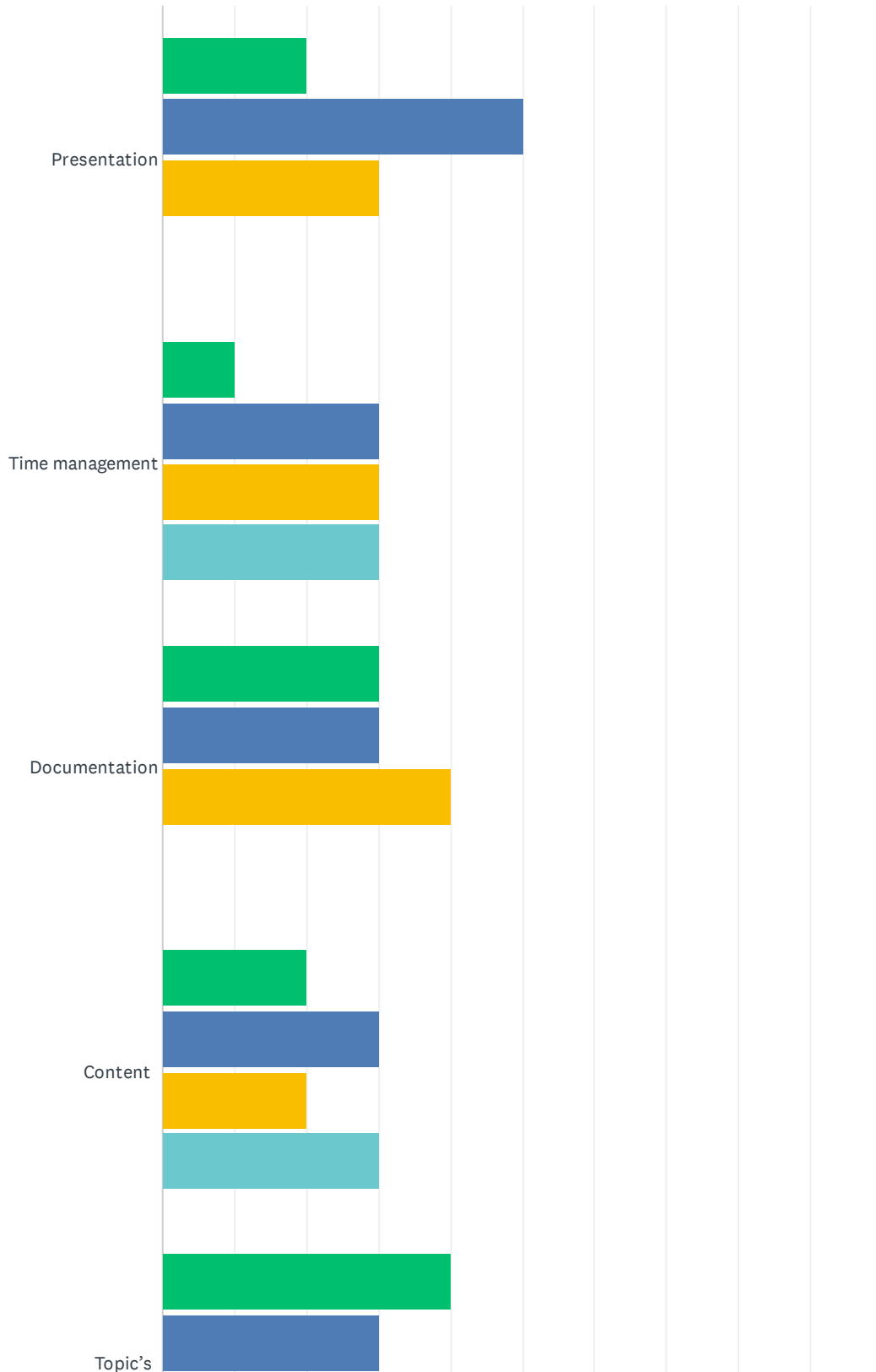


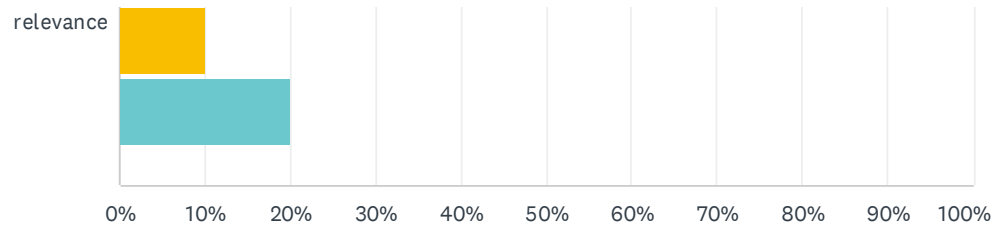


	VERY GOOD	GOOD	SATISFACTORY	REQUIRES IMPROVEMENT	TOTAL	WEIGHTED AVERAGE
Presentation	50.00% 3	50.00% 3	0.00% 0	0.00% 0	6	1.50
Time management	50.00% 3	33.33% 2	16.67% 1	0.00% 0	6	1.67
Documentation	50.00% 3	50.00% 3	0.00% 0	0.00% 0	6	1.50
Content	33.33% 2	50.00% 3	16.67% 1	0.00% 0	6	1.83
Topic's relevance	50.00% 3	33.33% 2	16.67% 1	0.00% 0	6	1.67

## Q5 Week 3: parallel morning module: Applied epidemiology: environmental epidemiology (Jordi Sunyer, Martine Vrijheid)

Answered: 10   Skipped: 29



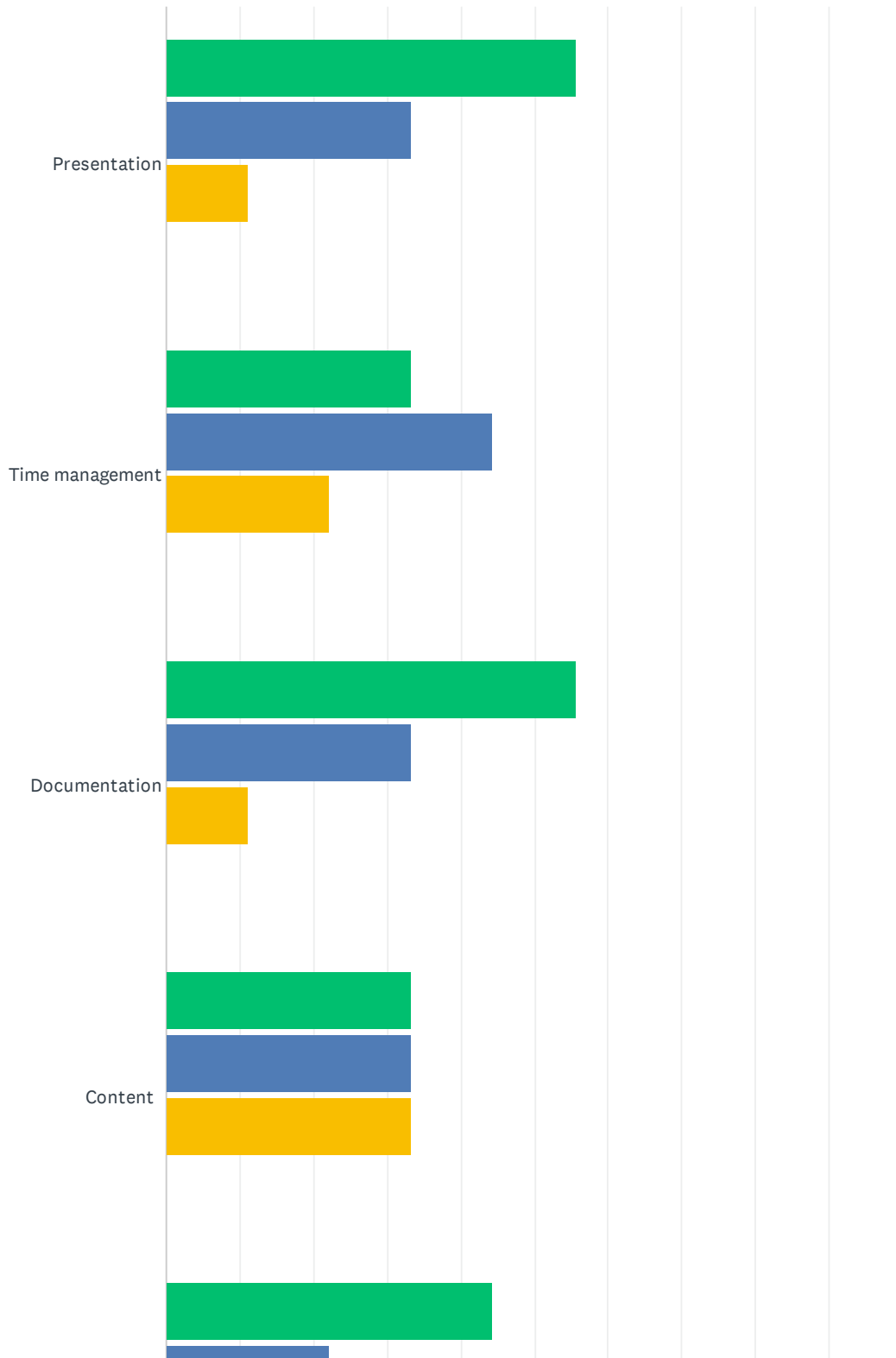


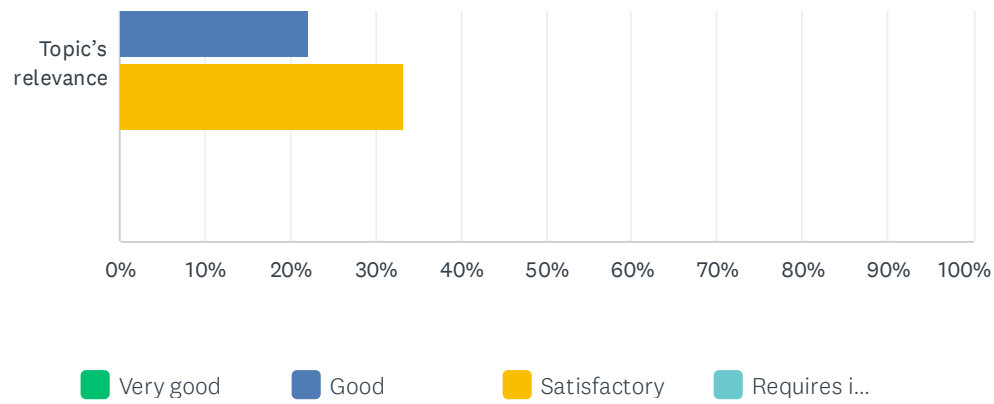
■ Very good
 ■ Good
 ■ Satisfactory
 ■ Requires i...

	VERY GOOD	GOOD	SATISFACTORY	REQUIRES IMPROVEMENT	TOTAL	WEIGHTED AVERAGE
Presentation	20.00% 2	50.00% 5	30.00% 3	0.00% 0	10	2.10
Time management	10.00% 1	30.00% 3	30.00% 3	30.00% 3	10	2.80
Documentation	30.00% 3	30.00% 3	40.00% 4	0.00% 0	10	2.10
Content	20.00% 2	30.00% 3	20.00% 2	30.00% 3	10	2.60
Topic's relevance	40.00% 4	30.00% 3	10.00% 1	20.00% 2	10	2.10

## Q7 Week 3: parallel morning module: Epidemiology and public health: from epidemiology to the burden of disease (Gillian Levine, Andrea Farnham and Nino Künzli)

Answered: 9 Skipped: 30

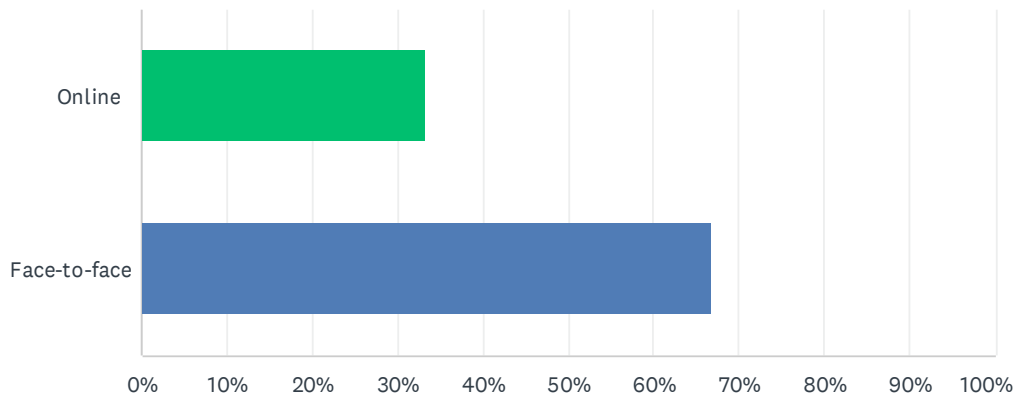




	VERY GOOD	GOOD	SATISFACTORY	REQUIRES IMPROVEMENT	TOTAL	WEIGHTED AVERAGE
Presentation	55.56% 5	33.33% 3	11.11% 1	0.00% 0	9	1.56
Time management	33.33% 3	44.44% 4	22.22% 2	0.00% 0	9	1.89
Documentation	55.56% 5	33.33% 3	11.11% 1	0.00% 0	9	1.56
Content	33.33% 3	33.33% 3	33.33% 3	0.00% 0	9	2.00
Topic's relevance	44.44% 4	22.22% 2	33.33% 3	0.00% 0	9	1.89

## Q8 Week 3: parallel morning module: Epidemiology and public health: from epidemiology to the burden of disease (Gillian Levine, Andrea Farnham and Nino Künzli) - Course participation

Answered: 9 Skipped: 30

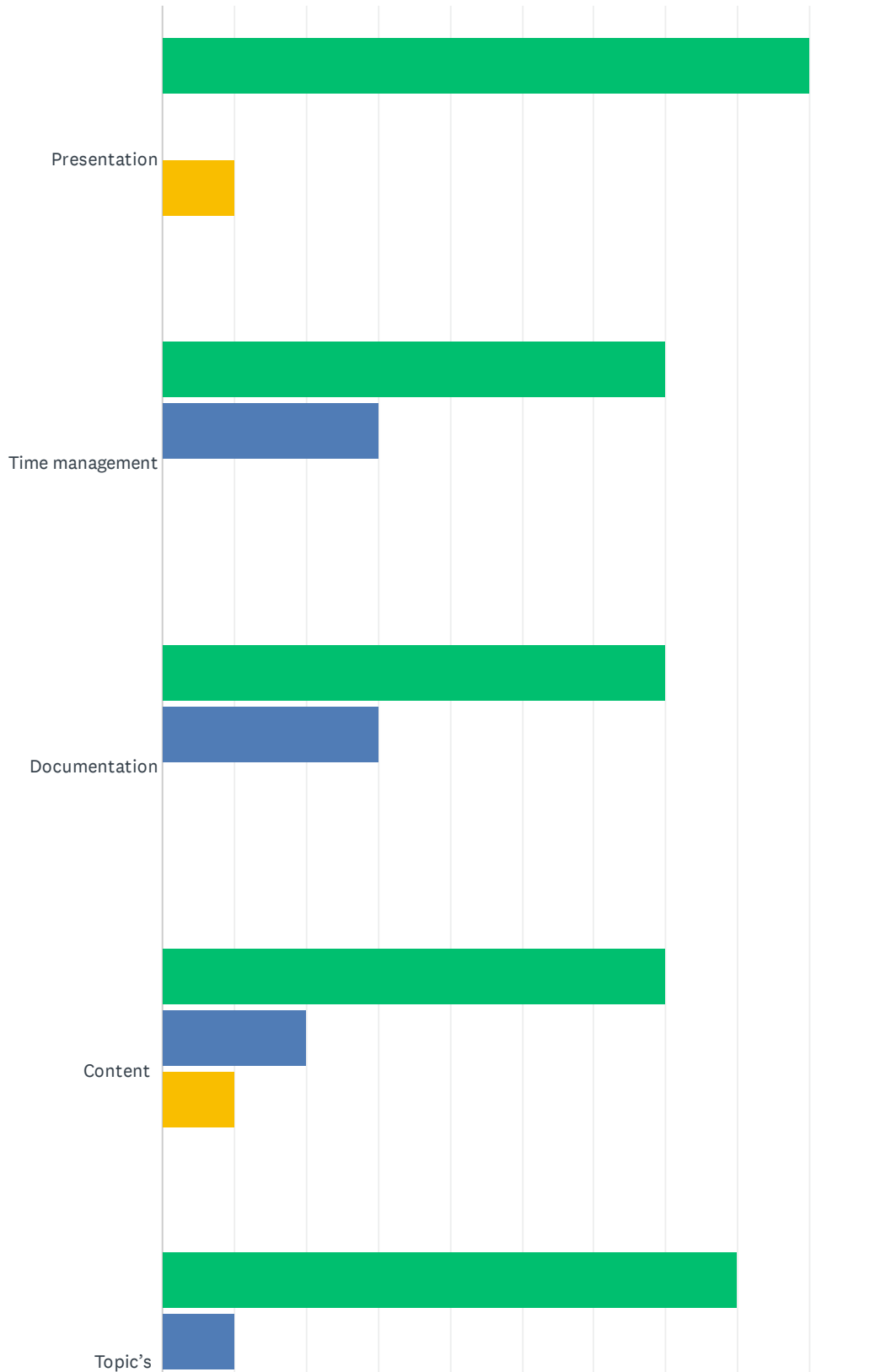


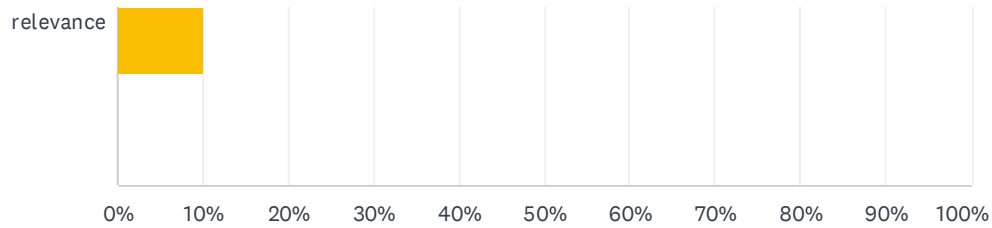
ANSWER CHOICES	RESPONSES	
Online	33.33%	3
Face-to-face	66.67%	6
Total Respondents: 9		



## Q10 Week 3: parallel afternoon module: Applied epidemiology: the evaluation of medical tests (Patrick M. Bossuyt, Yasaman Vali)

Answered: 10   Skipped: 29



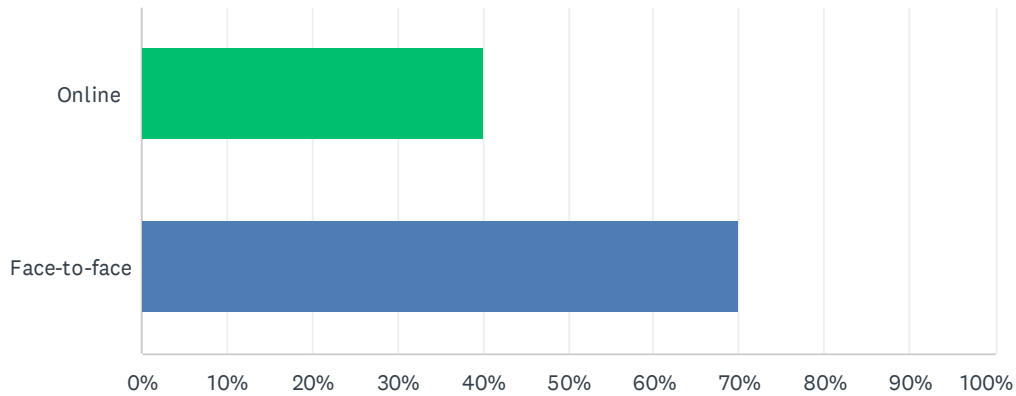


■ Very good
 ■ Good
 ■ Satisfactory
 ■ Requires i...

	VERY GOOD	GOOD	SATISFACTORY	REQUIRES IMPROVEMENT	TOTAL	WEIGHTED AVERAGE
Presentation	90.00% 9	0.00% 0	10.00% 1	0.00% 0	10	1.20
Time management	70.00% 7	30.00% 3	0.00% 0	0.00% 0	10	1.30
Documentation	70.00% 7	30.00% 3	0.00% 0	0.00% 0	10	1.30
Content	70.00% 7	20.00% 2	10.00% 1	0.00% 0	10	1.40
Topic's relevance	80.00% 8	10.00% 1	10.00% 1	0.00% 0	10	1.30

## Q11 Week 3: parallel afternoon module: Applied epidemiology: the evaluation of medical tests (Patrick M. Bossuyt, Yasaman Vali) - Course participation

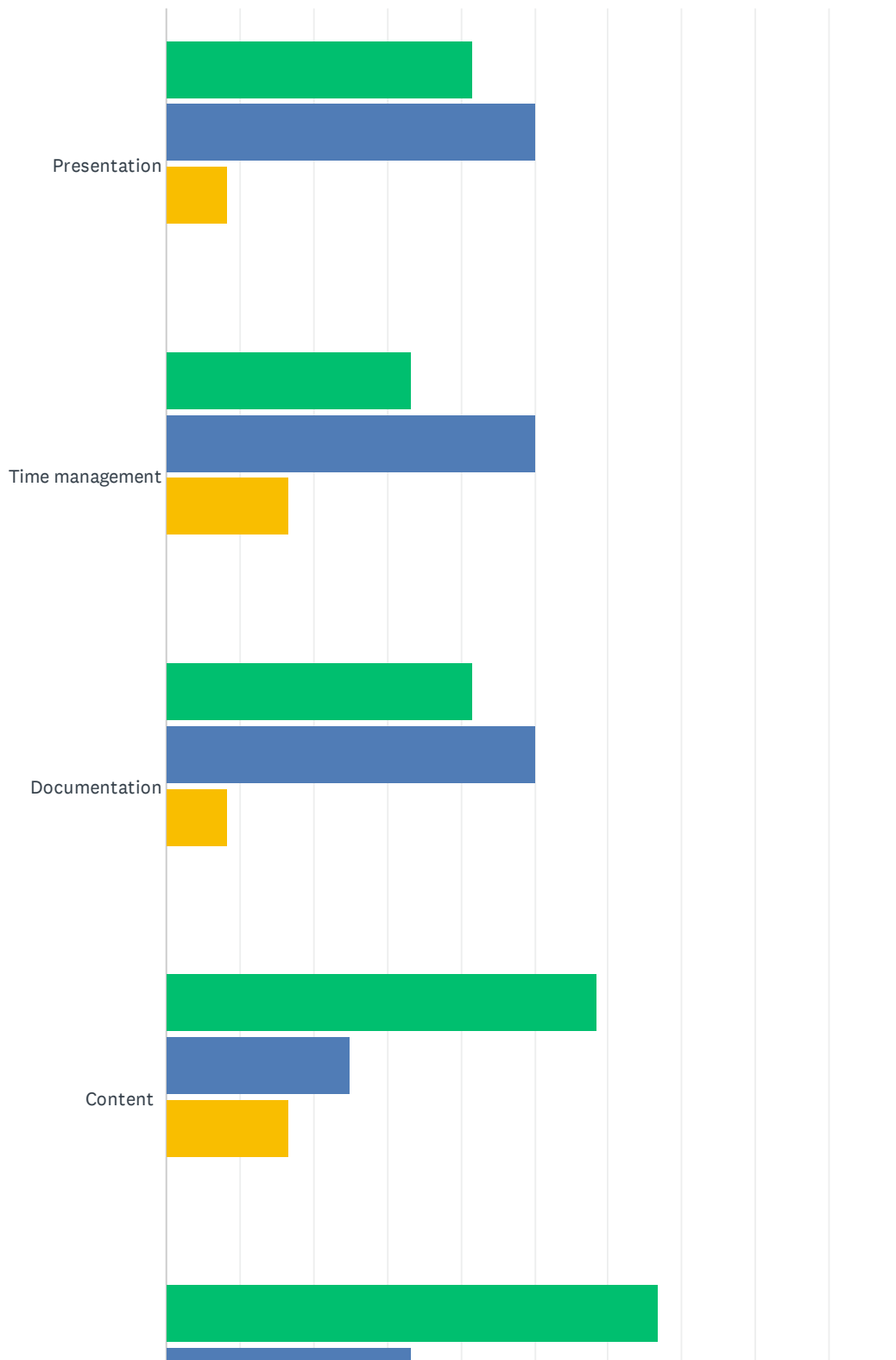
Answered: 10   Skipped: 29

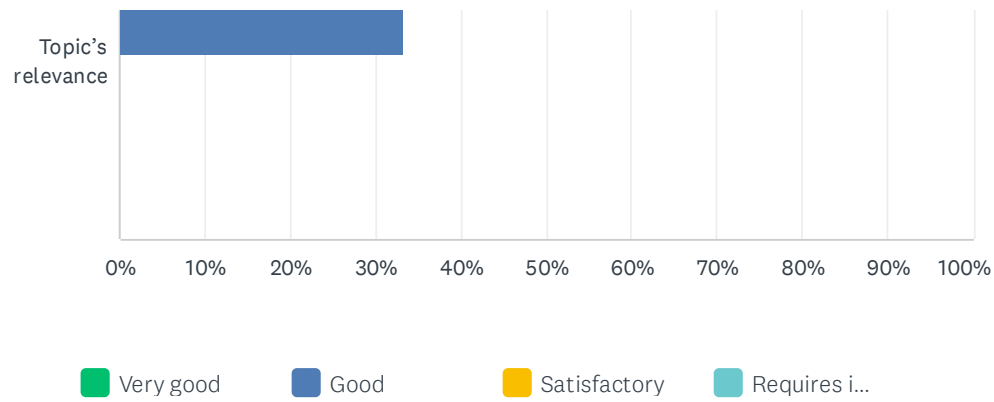


ANSWER CHOICES	RESPONSES	
Online	40.00%	4
Face-to-face	70.00%	7
Total Respondents: 10		

Q13 Week 3: parallel afternoon module: Advanced topics in epidemiology:  
methods to deal with unobserved information in epidemiological studies  
(Irene Petersen, Henrik Støvring)

Answered: 12 Skipped: 27

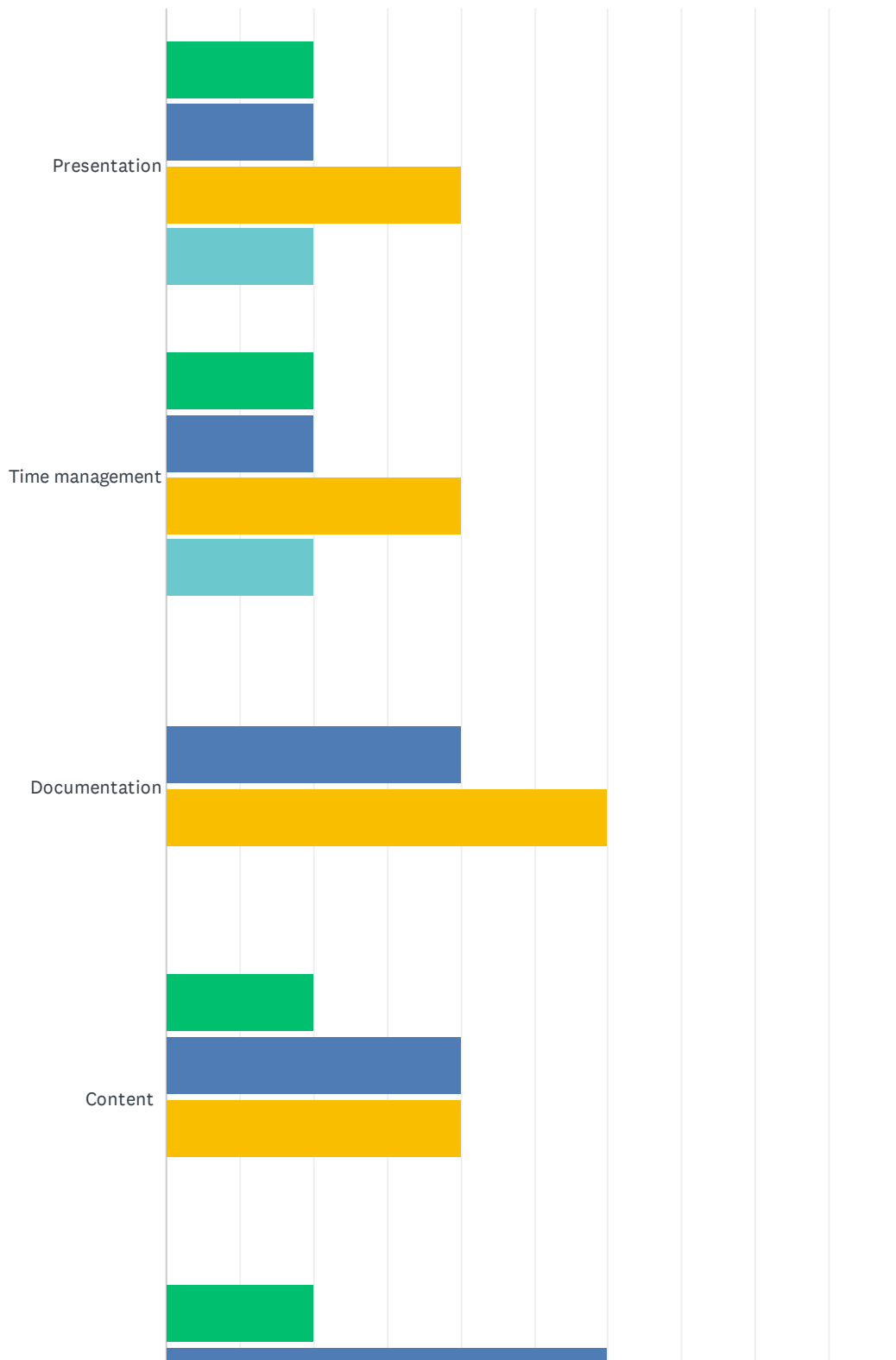


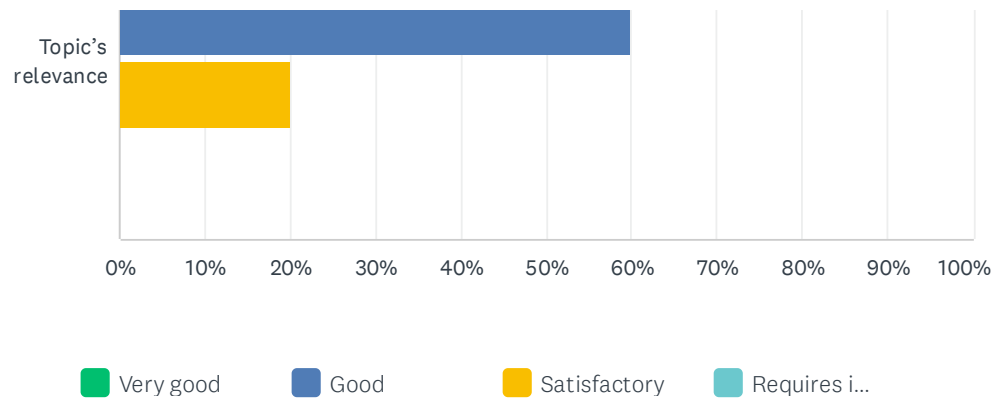


	VERY GOOD	GOOD	SATISFACTORY	REQUIRES IMPROVEMENT	TOTAL	WEIGHTED AVERAGE
Presentation	41.67% 5	50.00% 6	8.33% 1	0.00% 0	12	1.67
Time management	33.33% 4	50.00% 6	16.67% 2	0.00% 0	12	1.83
Documentation	41.67% 5	50.00% 6	8.33% 1	0.00% 0	12	1.67
Content	58.33% 7	25.00% 3	16.67% 2	0.00% 0	12	1.58
Topic's relevance	66.67% 8	33.33% 4	0.00% 0	0.00% 0	12	1.33

Q15 Week 3: parallel afternoon module: Epidemiology and public health:  
principles of prevention in the precision medicine Big Data and Covid-19  
time (Rodolfo Saracci, Maja Popovic)

Answered: 5   Skipped: 34

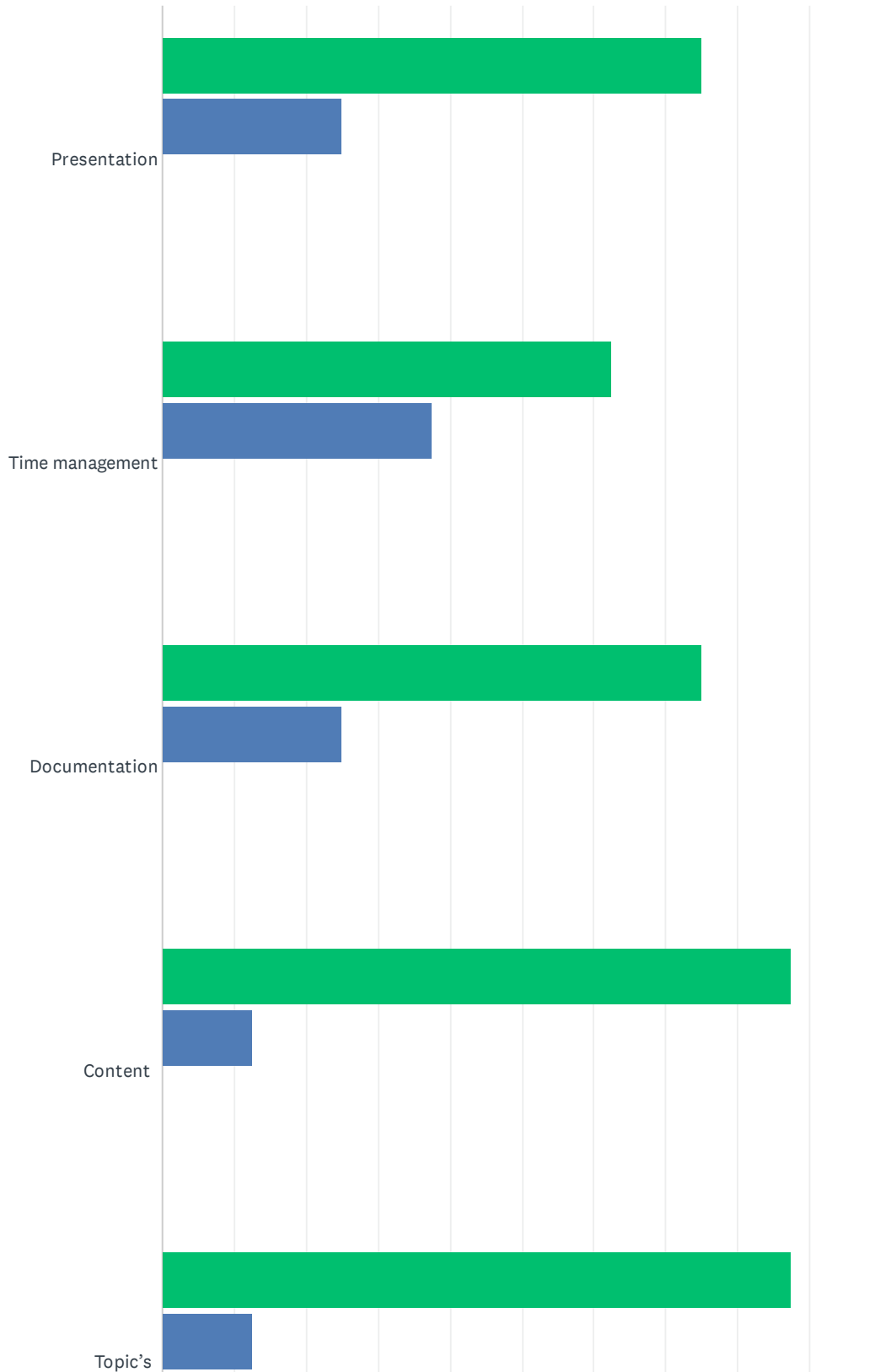




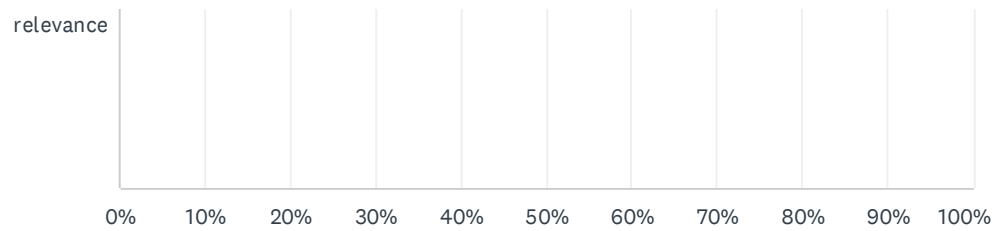
	VERY GOOD	GOOD	SATISFACTORY	REQUIRES IMPROVEMENT	TOTAL	WEIGHTED AVERAGE
Presentation	20.00% 1	20.00% 1	40.00% 2	20.00% 1	5	2.60
Time management	20.00% 1	20.00% 1	40.00% 2	20.00% 1	5	2.60
Documentation	0.00% 0	40.00% 2	60.00% 3	0.00% 0	5	2.60
Content	20.00% 1	40.00% 2	40.00% 2	0.00% 0	5	2.20
Topic's relevance	20.00% 1	60.00% 3	20.00% 1	0.00% 0	5	2.00

## Q17 Week 3: parallel afternoon module: Infectious disease epidemiology (Tyra Grove Krause, Steen Ethelberg)

Answered: 8 Skipped: 31





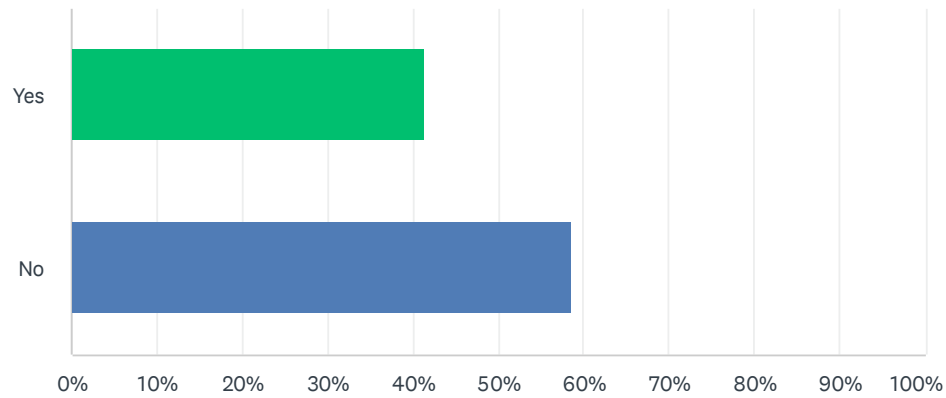


■ Very good
 ■ Good
 ■ Satisfactory
 ■ Requires i...

	VERY GOOD	GOOD	SATISFACTORY	REQUIRES IMPROVEMENT	TOTAL	WEIGHTED AVERAGE
Presentation	75.00% 6	25.00% 2	0.00% 0	0.00% 0	8	1.25
Time management	62.50% 5	37.50% 3	0.00% 0	0.00% 0	8	1.38
Documentation	75.00% 6	25.00% 2	0.00% 0	0.00% 0	8	1.25
Content	87.50% 7	12.50% 1	0.00% 0	0.00% 0	8	1.13
Topic's relevance	87.50% 7	12.50% 1	0.00% 0	0.00% 0	8	1.13

## Q19 Would you organize the week 3 modules in a different way?

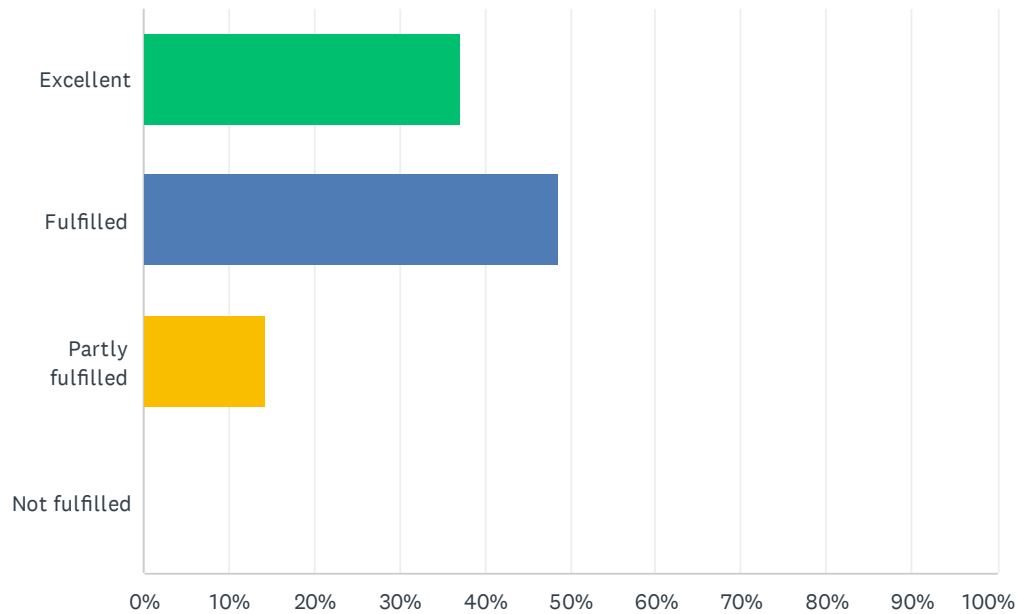
Answered: 29 Skipped: 10



ANSWER CHOICES		RESPONSES	
Yes		41.38%	12
No		58.62%	17
TOTAL			29

## Q21 Overall, the 3-week course met my expectations

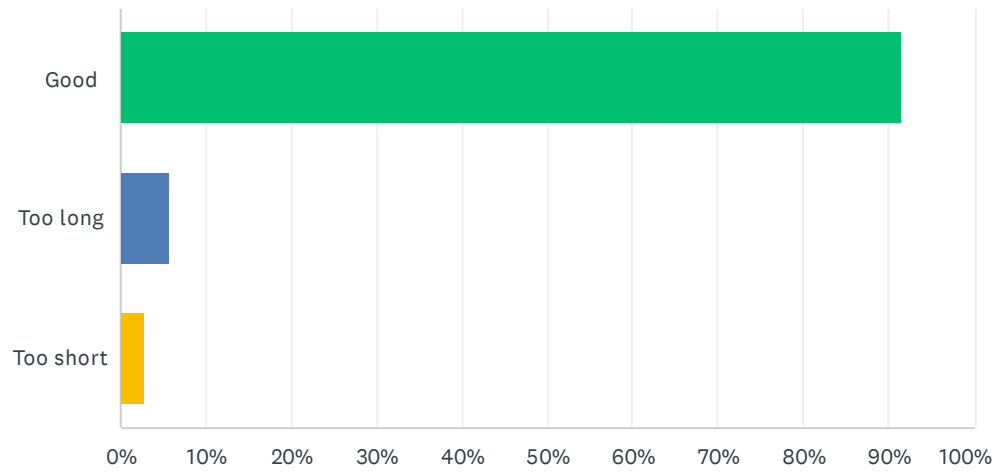
Answered: 35 Skipped: 4



ANSWER CHOICES	RESPONSES	
Excellent	37.14%	13
Fulfilled	48.57%	17
Partly fulfilled	14.29%	5
Not fulfilled	0.00%	0
TOTAL		35

## Q23 Time for questions or discussions was

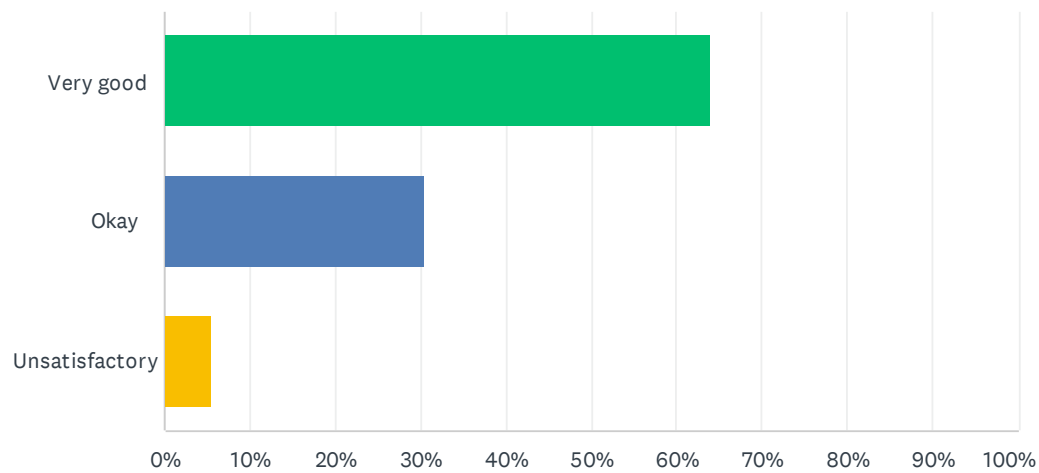
Answered: 35 Skipped: 4



ANSWER CHOICES	RESPONSES	
Good	91.43%	32
Too long	5.71%	2
Too short	2.86%	1
TOTAL		35

## Q25 Material and documentation in general is

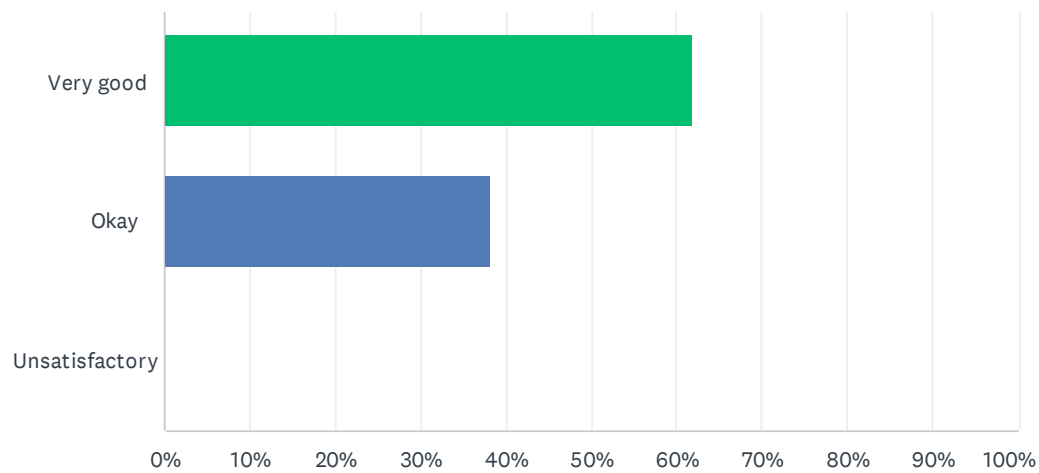
Answered: 36 Skipped: 3



ANSWER CHOICES		RESPONSES	
Very good		63.89%	23
Okay		30.56%	11
Unsatisfactory		5.56%	2
TOTAL			36

## Q27 The practical organisation of the course and venue was

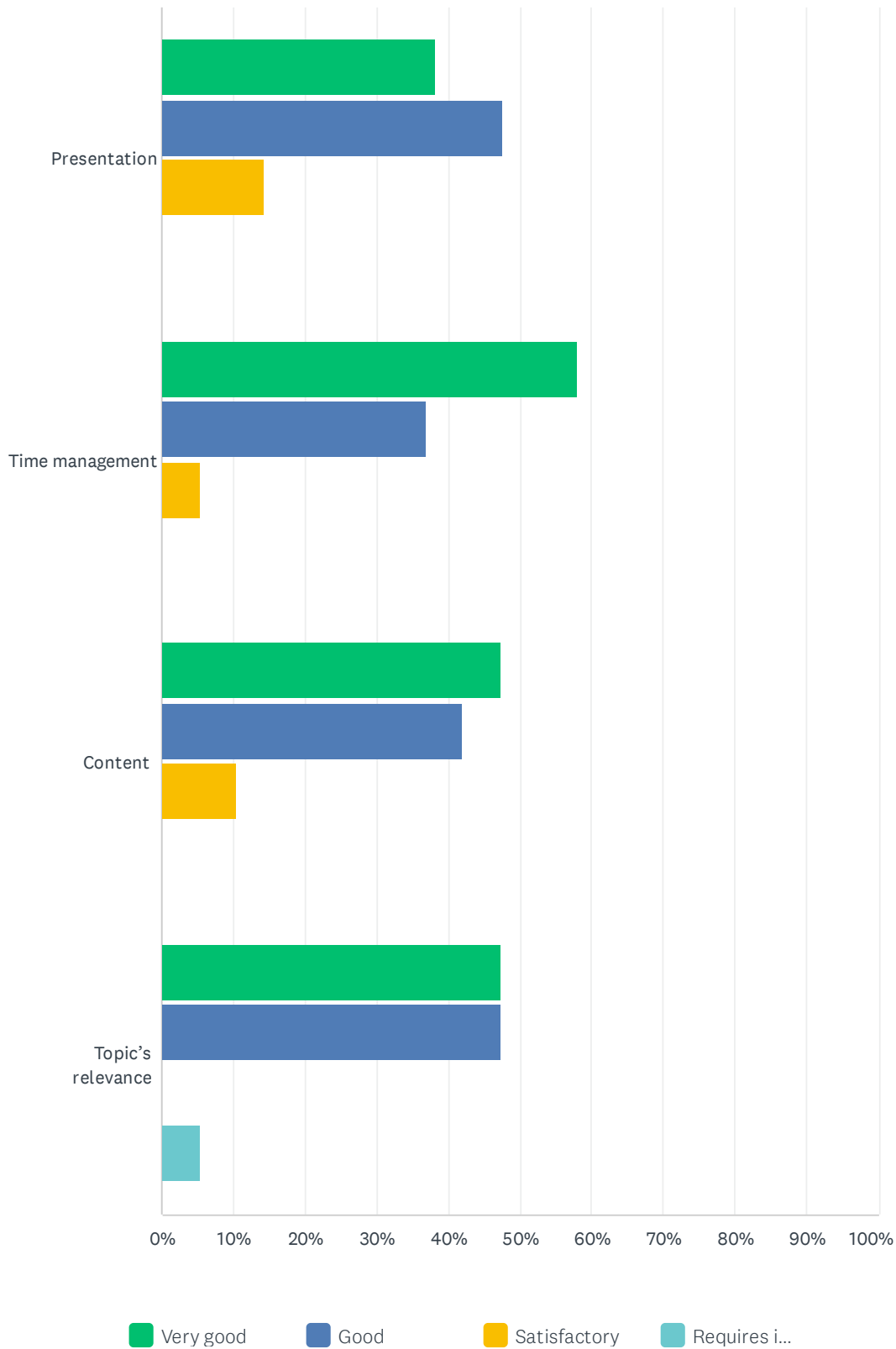
Answered: 34 Skipped: 5



ANSWER CHOICES		RESPONSES	
Very good		61.76%	21
Okay		38.24%	13
Unsatisfactory		0.00%	0
TOTAL			34

## Q29 Friday plenary session

Answered: 21 Skipped: 18

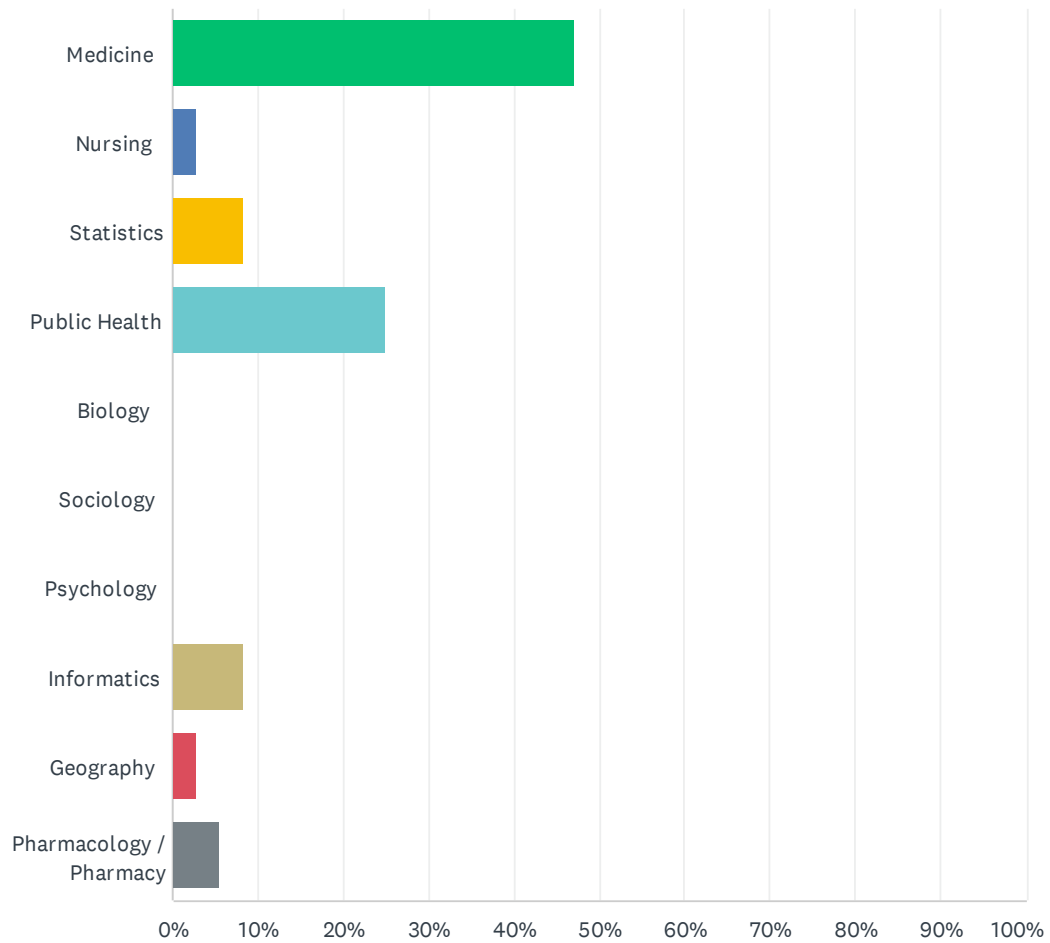


	VERY GOOD	GOOD	SATISFACTORY	REQUIRES IMPROVEMENT	TOTAL	WEIGHTED AVERAGE
Presentation	38.10% 8	47.62% 10	14.29% 3	0.00% 0	21	1.76
Time management	57.89% 11	36.84% 7	5.26% 1	0.00% 0	19	1.47
Content	47.37% 9	42.11% 8	10.53% 2	0.00% 0	19	1.63
Topic's relevance	47.37% 9	47.37% 9	0.00% 0	5.26% 1	19	1.63



### Q31 Your main basic training was in

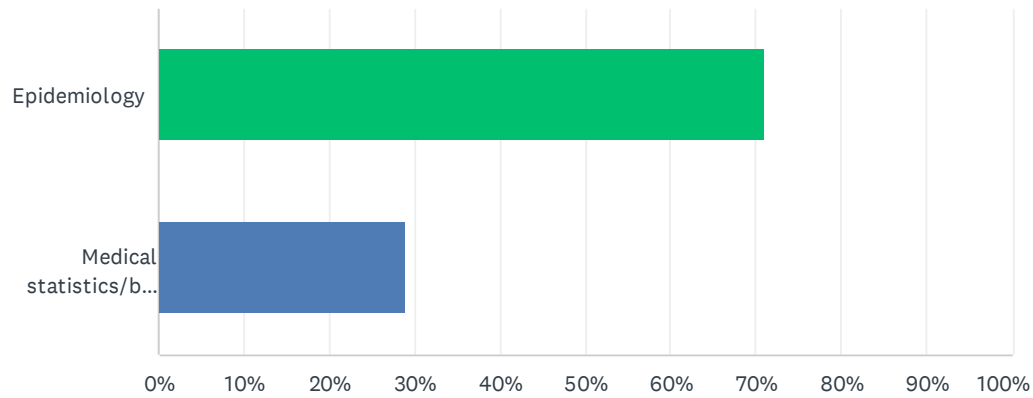
Answered: 36 Skipped: 3



ANSWER CHOICES	RESPONSES	
Medicine	47.22%	17
Nursing	2.78%	1
Statistics	8.33%	3
Public Health	25.00%	9
Biology	0.00%	0
Sociology	0.00%	0
Psychology	0.00%	0
Informatics	8.33%	3
Geography	2.78%	1
Pharmacology / Pharmacy	5.56%	2
TOTAL		36

## Q32 Have you previously followed courses in

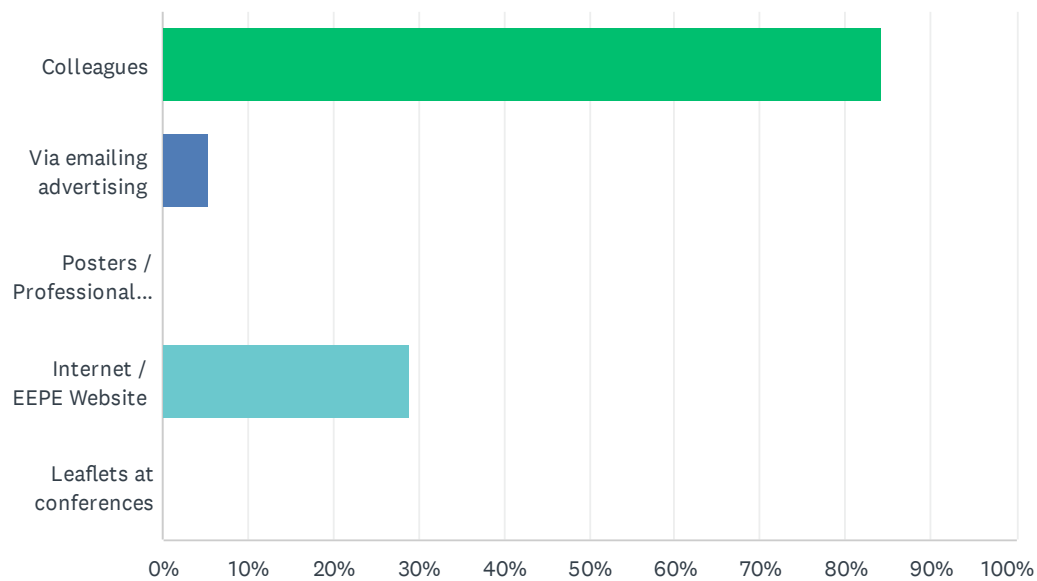
Answered: 31 Skipped: 8



ANSWER CHOICES	RESPONSES	
Epidemiology	70.97%	22
Medical statistics/biostatistics	29.03%	9
TOTAL		31

## Q33 You have learnt of this course through

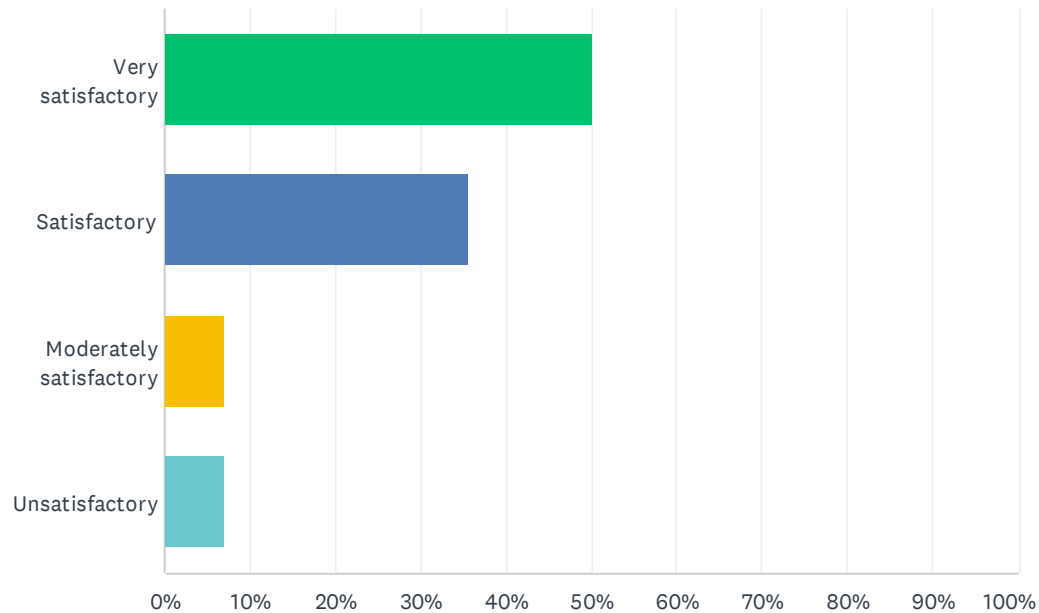
Answered: 38 Skipped: 1



ANSWER CHOICES	RESPONSES	
Colleagues	84.21%	32
Via emailing advertising	5.26%	2
Posters / Professional journals	0.00%	0
Internet / EEPE Website	28.95%	11
Leaflets at conferences	0.00%	0
Total Respondents: 38		

## Q34 Were you satisfied with the residential set-up and general organization in Centro Studi (rooms, service of various kind etc.)

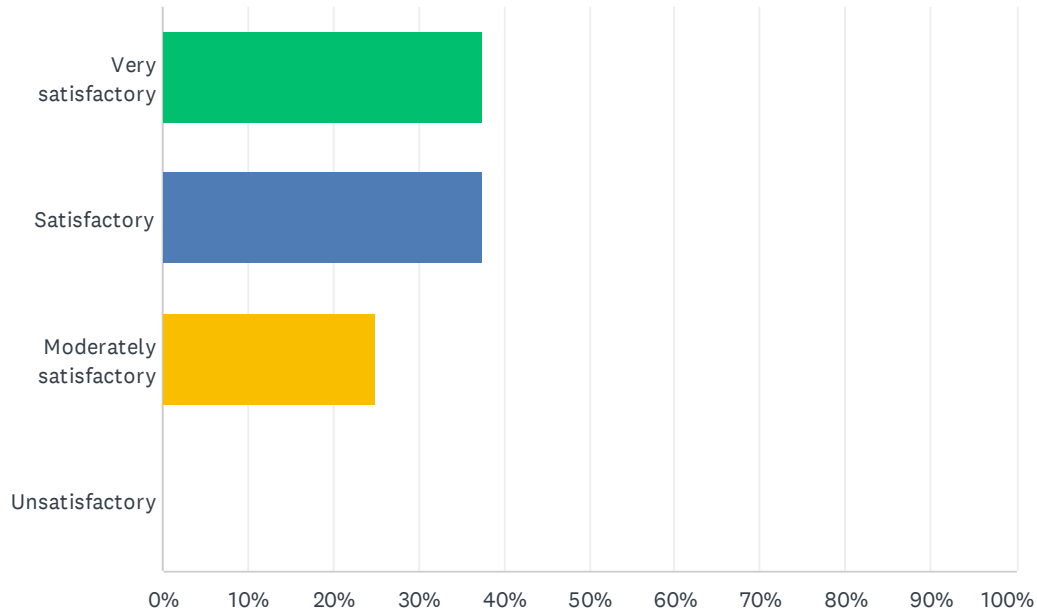
Answered: 28 Skipped: 11



ANSWER CHOICES	RESPONSES	
Very satisfactory	50.00%	14
Satisfactory	35.71%	10
Moderately satisfactory	7.14%	2
Unsatisfactory	7.14%	2
TOTAL		28

## Q36 Were you satisfied with the residential set-up in Villa la Stella (rooms, breakfast, service of various kind etc.)

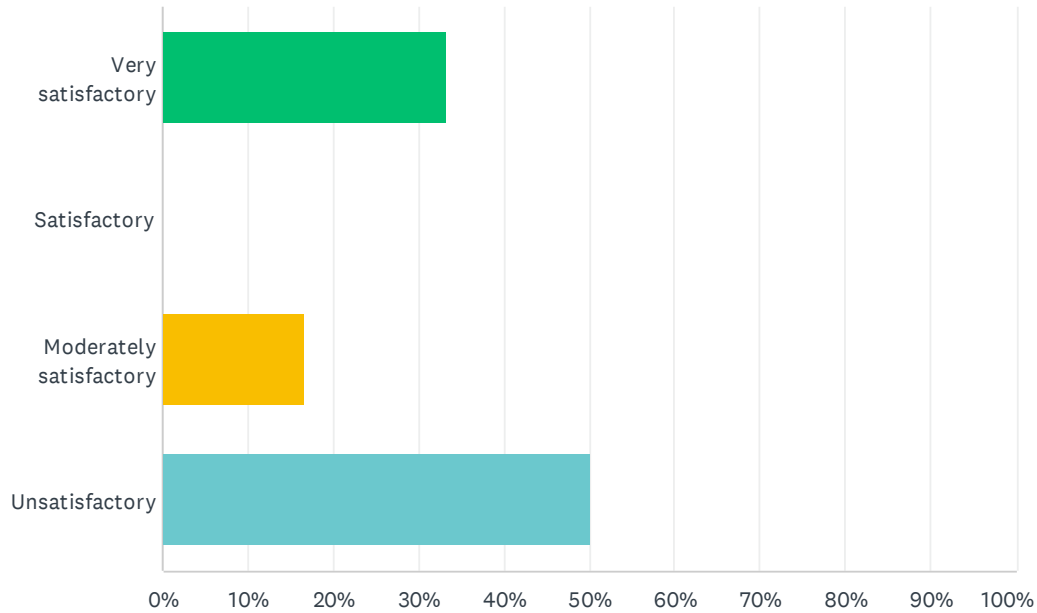
Answered: 8 Skipped: 31



ANSWER CHOICES	RESPONSES	
Very satisfactory	37.50%	3
Satisfactory	37.50%	3
Moderately satisfactory	25.00%	2
Unsatisfactory	0.00%	0
TOTAL		8

## Q38 Were you satisfied with the residential set-up in the Convent (rooms, service of various kind etc.)

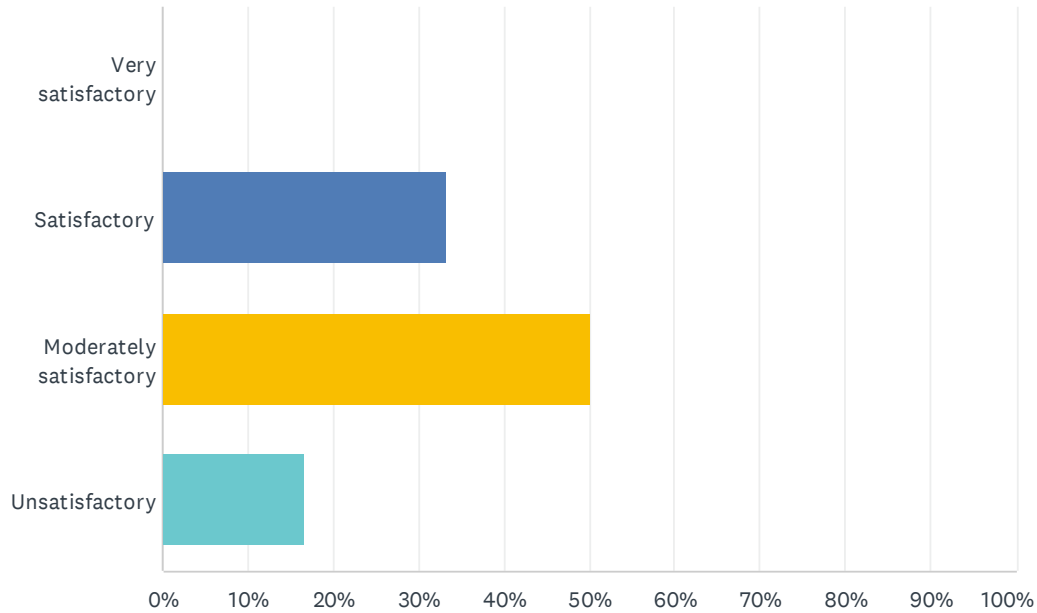
Answered: 6 Skipped: 33



ANSWER CHOICES	RESPONSES	
Very satisfactory	33.33%	2
Satisfactory	0.00%	0
Moderately satisfactory	16.67%	1
Unsatisfactory	50.00%	3
TOTAL		6

## Q40 Were you satisfied with the residential set-up in Villa Bonelli (rooms, service of various kind etc.)

Answered: 6 Skipped: 33

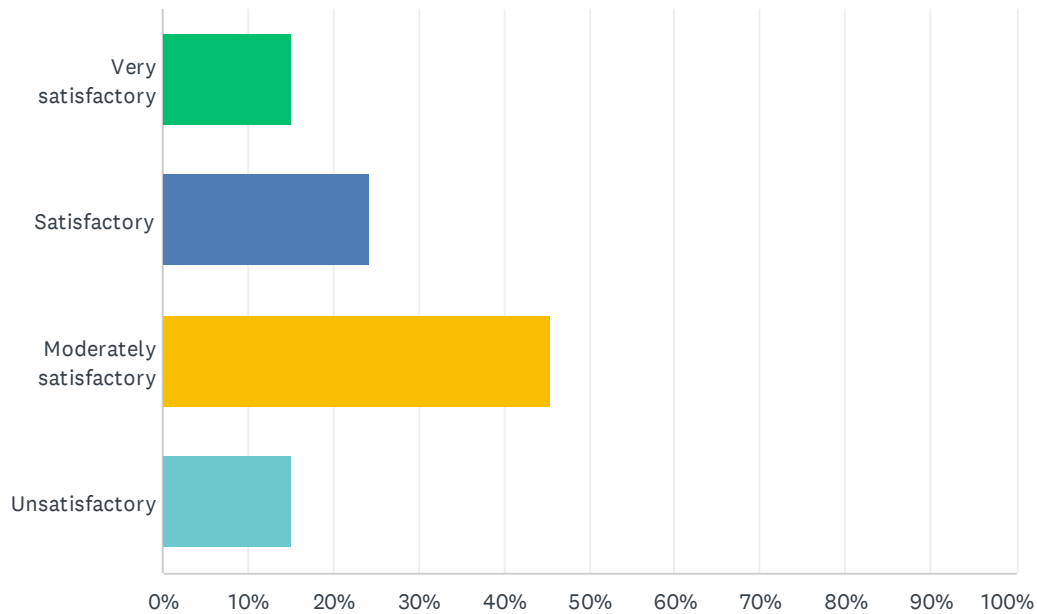


ANSWER CHOICES	RESPONSES	
Very satisfactory	0.00%	0
Satisfactory	33.33%	2
Moderately satisfactory	50.00%	3
Unsatisfactory	16.67%	1
TOTAL		6



## Q42 Were you satisfied with the restaurant at Centro Studi

Answered: 33 Skipped: 6



ANSWER CHOICES	RESPONSES	
Very satisfactory	15.15%	5
Satisfactory	24.24%	8
Moderately satisfactory	45.45%	15
Unsatisfactory	15.15%	5
TOTAL		33